QualiCont

2027

SCHEME CATALOGUE

EXTERNAL QUALITY PROFICIENCY TESTING SCHEMES



NOBIS

NOBIS QUALITY SYSTEM

EXCLUSIVE DISTRIBUTOR IN ROMANIA

QualiCont Nonprofit Kft.

Independent, impartial and accredited
Proficiency Testing Provider organisation.



in the service of diagnostics

CONTENTS

General information 5
Colleagues..... 6
Contact..... 6
Qualicont Experts..... 7
Novelties and changes 2027..... 10
Conditions for participating in surveys 12
Shipment of samples..... 15
Reporting results..... 17
Evaluation 19
Special services..... 23

PREANALYTICS 24
902. Preanalytics case study (electronical survey)... 24
903. Preanalytics – Sampling procedure (electronical survey)..... 24

CLINICAL CHEMISTRY/ IMMUNE CHEMISTRY..... 24
MONTHLY SCHEMES..... 24
1001. Clinical chemistry (wet) (+ASO, +CRP) (A)... 24
1001A Clinical chemistry (wet) (A)..... 25
1451. Glycated proteins I. (A) 25
1481. Abnormal haemoglobins (ß-Thalassemia)..... 25
General chemistry 25
100. Clinical chemistry (wet) (A) 25
100eGFR. Clinical chemistry: eGFR (A)..... 25
110. Neonatal bilirubin (A)..... 26
130. Faecal diagnostics: Calprotectin 26
131. Faecal diagnostics: FOB (A)..... 26
141. Electrophoresis (A) 26
151. Lipids/lipoproteins (A)..... 26
Allergy diagnostics 26
720. Allergy diagnostics..... 26
Diabetes surveys 27
145. Glycated proteins I. (A)..... 27
146. Glycated proteins II. Fructosamine (A) 27
Myocardiac markers 27
244. High sensitive CRP (A) 27
760. Myocardiac markers (A) 27
Special surveys..... 27
148. Abnormal haemoglobins (ß-Thalassemia)..... 27
195. Therapeutic drugs (A)..... 28
199. Complex immunoassay III. (A) 28
202. Hormones II. 28
203. Hormones III. 28
241. Plasma proteins (A) 28
243. Gammopathies 29
292. Tumour markers (A) 29
293. Thyroid tumour markers (A) 29
294. Thyroid hormones (A)..... 29
295. Thyroid gland antibodies (A)..... 29
298. Fertility, gravidity..... 29
302. Bone metabolism..... 29
320. Procalcitonin (A)..... 30
321. ASO (A)..... 30
322. CRP (A) 30
323. Rheumatoid factor (A)..... 30
765. Cytokines..... 30
700. Ethanol (A) 30
801. Ammonia (A)..... 30
780. Ethanol, Ammonia (A)..... 30
Urine chemistry..... 31
171. Urine chemistry, qualitative (A) 31
172. Urine sediment test (electronic)..... 31
173. Urine chemistry, quantitative (A) 31
178. Narcotic drugs in human urine, qualitative and quantitative (A) 31

POCT..... 32
147. Glycated proteins – POCT (A)..... 32
161. Blood gas analysis (A) 32
286. Haemostasis (INR) – POCT (A)..... 32
321P. Streptococcus A, antigen detection – POCT (A) 32
326. CRP – POCT (A) 32
328. Detection of Clostridium difficile Ag and toxin – POCT33
762. Cardiac markers 33
800. Glucose (A)..... 33

HAEMATOLOGY 34
211. Blood cell count (A)..... 34
613S. Blood cell count and WBC differentiation by automata (CBC and WBC diff.) (A)..... 34
212. Blood smear analysis (with smear)..... 34
212V. Blood smear analysis (with Virtual Microscopy). 34
215. Reticulocyte analysis I. 35
216. Reticulocyte analysis II. (A)..... 35
221. Haemostasis I. (A) 35
222. Haemostasis II. (A) 35
221+222. Haemostasis I+II. (A)..... 35
226. Haemostasis VI. (A)..... 36
2126. Haemostasis I+II+VI. (A) 36
225. Haemostasis V. (A)..... 36
231. Blood group serology (A) 36
2311. Blood group serology (A) (1 sample/survey) . 36
240. Sedimentation (A) 36
2401. Sedimentation (A) (1 sample/survey) 37
2401M. Sedimentation (Mindray) (A) (1 sample/survey)37

MOLECULAR BIOLOGY 37
Molecular genetics..... 37
749. Molecular genetics (FV-Leiden, FII g20210a, MTHFR) 37

MICROBIOLOGY/SEROLOGY 38
Bacteriology 38
411. Bacteriology (aerob) (A) 38
4111. Bacteriology (aerob) (A) (1 sample/survey).. 38
411Dk. Bacteriology (direct smear) 38
4111. Bacteriology schemes by organ system (A)... 38
413. Detection of bacteria from blood culture (A) ... 38
414. Detection of multiresistant pathogens (A)..... 39
418. Detection of bacterial enteral pathogens (A)... 39
419. Detection of bacterial respiratory pathogens (A)... 39
Mycology 39
412. Mycology (A) 39
4121. Mycology (A) (1 sample/survey) 39
4121. Mycology schemes by organ system (A) 40
Bacterial serology 40
334. Bacterial serology: Helicobacter pylori 40
Virus serology 40
344. Virus serology: Hepatitis B-I. (A) 40
346. Virus serology: Hepatitis C (A)..... 40
3456. Virus serology: Hepatitis panel+HIV (A) 40

351. Virus serology: Cytomegalovirus (A) 41
352. Virus serology: Epstein-Barr virus (A) 41
SARS-CoV-2 diagnostics 41
3400. Virus nucleic acid determination: SARS-CoV-2 (A). 41
3402. Virus serology: SARS-CoV-2 (A) 41
Infection serology 41
311. Infection serology: Lues serology (A) 41
3100. Complex Infection Serology 42
31001. Complex Infection Serology (1 sample/survey) .. 42
3149. Complex serology (Hepatitis panel, HIV + TORCH)42
Parasitology.....42
452. Parasite serology: Toxoplasma gondii 42
PATHOLOGY 43
501. Histotechnology..... 43
502. Immunhistochemistry 43
503. Diagnostics of cervical cytology..... 44
505. Diagnostic cytology..... 44
AUTOIMMUNE SEROLOGY 45
251. Antinuclear antibodies (ANA, anti-ENA, anti-dsDNA) 45
253. Liverspecific autoantibodies/Antibodies against GBM 45
257. ANCA 45
265. Neurological autoantibodies (onco-neural) 45
271. Coeliac disease antibodies 45
273. Rheumatoid factor + CCP..... 46
275. Antiphospholipid autoantibodies..... 46
INDEX.....47

GENERAL INFORMATION

QualiCont Nonprofit Kft. is an **independent and impartial** Hungarian External Quality Assessment **(EQA) Provider**.

Our Company organised its **first surveys in** June **1997**, so by now this year it has been supporting the work carried out by in vitro diagnostic measuring sites **for 30 years** by **organising** wide range of tests of **proficiency surveys** that also meet the requirements of ISO 15189 standard in order to maintain and improve the quality of professional work achieving increasing **patient safety** and a high level of **health protection** by **making healthcare diagnostics more reliable.**

The **proficiency tests organised by QualiCont** are internationally well-known and acknowledged schemes with several thousands of national and international participants via its Distributors.

QualiCont sets the EQA schemes and prices on an **annual basis, but also offers the possibility of applying during the year.**

QUALITY MANAGEMENT

Our Company has been **certified** according to the ISO 9001 standard since 2001.
Audited activities: Planning, organization and management of proficiency testing (external quality assessment) and the related supporting services for in vitro medical diagnostic laboratories and investigators on other human and veterinary medicine.

The certification document is available at qualicont.com.

ACCREDITATION

QualiCont Nonprofit Kft. is a Proficiency Testing Provider accredited by NAH (National Accreditation Authority) **under registration number NAH-8-0002/2023. QualiCont Nonprofit Kft. received the accredited status** according to **MSZ EN ISO/IEC standard 17043 in 2014**.
As of today, 63 of the proficiency testing schemes have accredited status. All such schemes are accompanied by the letter (A) in related documentation.

More than 90% of the measured parameters are provided accredited, the scope of accreditation is constantly being expanded.

From 2023 QualiCont provides its accredited proficiency tests ensuring the option of **flexible accreditation**, which makes **much easier to manage and implement changes to meet demands.**
In practice, this means that **within one accreditation cycle (5 years) it is possible to introduce**, for example, the measurement of the same parameter in a **new matrix** or to introduce a **new parameter** in the same matrix and measurement principle **without having to repeat the accreditation procedure.**
Feel free to contact the QualiCont office with your requirements!

The Accreditation Certificate, the Detailed scope of Accreditation and the Flexible Scope Register documents are available on the QualiCont website: qualicont.com, and in Hungarian language on the NAH website as well: nah.gov.hu.

ASSISTING AND SUPPORTING THE PROFESSIONAL WORK OF PARTICIPANTS

You can receive **technical and professional assistance** regarding the implementation of proficiency testing by

- phone: +36 62 543-016
- mobile phone: +36 30 462 5864
- email: mail@qualicont.com
- via the internet-based communication platform, the so-called I-QC web application.

Further professional assistance is possible as follows:

- consultations for small groups with **training purposes** scheduled in advance
- **one-on-one consulting opportunities** - personally if it is required - at prearranged times with pre-set conditions in order to solve selected issues, involving experts if necessary.
- once a year **accredited professional training session** (QualiCont Forum), so far available only in Hungarian language.

INTERNATIONAL RELATIONS

QualiCont Nonprofit Kft. has been a member of

- **EQALM** (The European Organisation for External Quality Assurance Providers in Laboratory Medicine), since its foundation in 1996 and
- the EA-EUROLAB-EURACHEM's work group involved in external quality control accreditation since 2014,
- the **EEE PT WG** (EA-EUROLAB-EURACHEM's work group: 'Proficiency Testing in Accreditation').

Distributor in Romania
Nobis Labordiagnostica

Colleagues

Managing Director:
Dr. Erika Sárkány

Office manager:
Anita Komárominé Galisz

QUALITY MANAGEMENT
Head of Quality Management:
Anita Komárominé Galisz
Deputy Head of Quality Management:
Veronika Martonosi

ORDERS, INVOICING
Katalin Bartók
Eszter Mezey

ORGANIZING SURVEYS / SHIPPING
Program-coordinator:
Virág Gyöngyösi
Dispatch organization group:
Katalin Bartók
Anita Kovács (microbiology)
Imre Ocsovszki (pathology)

EVALUATION
Lead Evaluators:
Dr. Erika Sárkány
Dr. Petra Magdolna Molnár
Evaluation group:
Anita Komárominé Galisz
Veronika Martonosi
Anita Kovács
Imre Ocsovszki (pathology)
Róbert Sipos
Objections:
Veronika Martonosi

System administrator:
Dr. Imre Ocsovszki

Contact

Office: +36-62/543-016, +36-30/462-5864
Head of Quality Management, Office manager, Evaluation Group: +36-20/539-6864
Program-coordinator: +36-20/539-7143

Web: www.qualicont.com
Facebook: QualiContInVitro
Linkedin

E-mail: mail@qualicont.com

For faster administration, please send letters to the **e-mail addresses to the various departments** so they can be directed to the relevant persons immediately.

Orders, further orders, order changes	megrendeles@qualicont.com
Dispatch, Shipment, Damaged/missing package/sample	korvizsgalat_szervezes@qualicont.com
Questions related to schemes, surveys and results entry	coordinator@qualicont.com
Questions and requests related to evaluations	ertekeles@qualicont.com
Objection, complaint	kifogastetel@qualicont.com

Certainly, the email address mail@qualicont.com can still be used.

QualiCont Experts

The professional work at QualiCont is supported by experts who are members of the Scientific Advisory Board. *President of the Scientific Advisory Board:* ***Prof. Dr. László Dux***

Preanalytics

902, 903
Preanalytics Work Group
Dr. Petra Magdolna Molnár
ertekeles@qualicont.com

Dr. Anna V. Oláh
volah.anna@qualicont.com

Dr. Erika Sárkány
ertekeles@qualicont.com

Dávid Sütő
suto.david@qualicont.com

Clinical chemistry/ Immune chemistry

General chemistry

1001, 1001A, 100, 110, 130, 131, 151
Dr. Gabriella Bekő
beko.gabriella@qualicont.com

Dr. Erika Sárkány
ertekeles@qualicont.com

1001, 100, 151
Dr. Anna V. Oláh
volah.anna@qualicont.com

1001, 100, 100eGFR
Dr. Andrea Siska
siska.andrea@qualicont.com

Diabetes surveys

145, 1451, 146
Dr. Emese Babarczy
babarczy.emese@qualicont.com

Myocardiac markers

760
Dr. Mária Telkes
telkes.maria@qualicont.com

244
Dr. Ágnes Hilbert
hilbert.agnes@qualicont.com

Special surveys

148, 1481, 1451+1481
Dr. Zoltán András Mezei
mezei.zoltan@qualicont.com

195, 199, 202, 203, 292, 293, 294, 295, 298
Dr. Mária Telkes
telkes.maria@qualicont.com

Prof. Dr. Erzsébet Toldy
toldy.erzsebet@qualicont.com

243
Dr. Gabriella Bekő
beko.gabriella@qualicont.com

Dr. Erika Sárkány
ertekeles@qualicont.com

241
Dr. Andrea Siska
siska.andrea@qualicont.com

700, 780, 801
Dr. Erika Sárkány
ertekeles@qualicont.com

298
Dr. Imre Földesi
foldesi.imre@qualicont.com

302, 765
Dr. Petra Magdolna Molnár
ertekeles@qualicont.com

141, 320, 321, 322, 323
Dr. Ágnes Hilbert
hilbert.agnes@qualicont.com

Urine chemistry

171, 172
Erzsébet Buczkóné Berecz
berecz.erzsebet@qualicont.com

Andrea Gulyásné Gungl
gungl.andrea@qualicont.com

173
Dr. Andrea Siska
siska.andrea@qualicont.com

178
Erzsébet Buczkóné Berecz
berecz.erzsebet@qualicont.com

POCT surveys

147
Dr. Emese Babarczy
babarczy.emese@qualicont.com

762, 800
Dr. Erika Sárkány
ertekeles@qualicont.com

161
Andrea Gulyásné Gungl
gungl.andrea@qualicont.com

286
Dr. Gabriella Bekő
beko.gabriella@qualicont.com

321P, 328
Prof. Dr. Edit Zsoldiné Urbán
urban.edit@qualicont.com

326
Dr. Ágnes Hilbert
hilbert.agnes@qualicont.com

Hematology

211, 215, 216, 613S
Katalin Lókiné Farkas
farkas.katalin@qualicont.com

212, 212V
Dr. Szabolcs Modok
modok.szabolcs@qualicont.com

Prof. Dr. Gyula Varga
varga.gyula@qualicont.com

221, 222, 225, 226, 240, 2401, 2401M
Dr. Gabriella Bekő
beko.gabriella@qualicont.com

231, 2311
Dr. Katalin Barna T.
barnat.katalin@qualicont.com

NOBIS QUALITY SYSTEM

Microbiology/Serology

Bacteriology, bacterial serology

411, 4111, 413, 414, 418, 419, 334
Prof. Dr. Edit Zsoldiné Urbán
urban.edit@qualicont.com

411Dk
Dr. Edina Szabó
szabo.edina@qualicont.com

Mycology

412, 4121
Dr. Ilona Csányiné Dóczi
doczi.ilona@qualicont.com

Virus serology

344, 346, 3456, 351, 352
Dr. Gabriella Terhes
terhes.gabriella@qualicont.com

SARS-CoV-2 diagnostics

3400, 3402
Dr. Eszter Ujhelyi
ujhelyi.eszter@qualicont.com

Infection serology

311
Dr. Eszter Ostorházi
ostorhazi.eszter@qualicont.com

3100, 31001, 3149
Dr. Gabriella Terhes
terhes.gabriella@qualicont.com

Parasitology

452
Dr. József Danka
danka.jozsef@qualicont.com

Autoimmune serology

251, 253, 257, 265, 271, 273, 275
Dr. Krisztina Jost
jost.krisztina@qualicont.com

Pathology

501, 502
Prof. Dr. Tibor Krenács
krenacs.tibor@qualicont.com

503, 505
Cytodiagnostic section of Hungarian Society of Pathologists
citologia@qualicont.com

I-QC web application

Taking into account the requests of the participants, **a constantly renewed Internet-based electronic customer service system** awaits the participants of the surveys, which is

- ✓ available on multiple types of IT devices
- ✓ offering complex services:
  - browser login, with a single point of access, find **everything in one place**
  - traceability of the whole survey process
- ✓ offering quick access to information:
  - results graphical interpretation (statistical demonstration)
  - quick identification of errors
- ✓ easy to handle.

Thanks to the online customer service system, **all survey-related administrative tasks can be carried out online**: contracting, ordering (which can be viewed and supplemented at any time), also **evaluations and graphic charts** (short- and long term), as well as **Certificates of Participation, Performance** and further ones can be viewed. Please let QualiCont know about any proposals and remarks by sending a message directly through the web application.

Content of our website

Registration
Registration is required to view protected content, independently of I-QC registration.

Login
- ➤ Webpage: after logging in, protected content becomes accessible
- ➤ I-QC: Contracting, orders, reporting results, evaluations, certificates
- ➤ Pathology: reporting results, evaluations, certificates

About us
About QualiCont Nonprofit Kft. (Quality management, Accreditation, Assisting and supporting the professional work of participants, International relations), Colleagues, Experts, Distributors, Certificates (Accreditation, ISO Certification), Awards, Contact us

Surveys
- ➤ General information: Conditions for participating in surveys, Shipment of Samples, Result reporting, Evaluation, Certificates, Special services, Novelties and changes, Complaints
- ➤ Scheme details (Available per scheme: Parameters; Scheme guide; Instructions, Lists of Methods, Devices, Reagents)
- ➤ General instructions
- ➤ Order info

Events
Forum (annual meeting), training courses

Documents
Types of target values, acceptable ranges; Articles from the QualiCont experts; Performance analysis; Guides to SARS-CoV-2 diagnosis; Professional presentations and publications; Scheme guide; Data protection and Data handling notice; Complaint sheet

News
News, latest updates (Newsletters sent by email can be viewed here)

FAQ
Frequently asked questions

NOVELTIES AND CHANGES 2027

CHANGES IN THE PROCEDURE AND/OR CONTENT OF THE SCHEMES/SURVEYS:



Due to the summer heat, the **samples of survey 2027.7.** will be packed and sent to the laboratories **at the same time as the samples of survey 2027.5**.
The result reporting period will remain unchanged **(from 6th to 21st July 2027).**

Please **measure the samples of survey 2027.7. during the official result reporting period (from 6th to 21st July 2027)**. In case of any complaints, measurement certificates only from this period can be taken into account.

- **2126. Haemostasis I+II+VI (A)**
  Ordering schemes 221, 222, and 226 together allows a more favourable participation fee. In this case, one pair of samples is used for all three schemes, containing the parameters for all three schemes. The results of the three schemes are evaluated separately in schemes 221, 222, and 226.
- **226. Haemostasis VI (A)**
  It is now offered six times a year instead of four.
- In addition to **Scheme 2401. Sedimentation (A)**, Scheme **2401M. Sedimentation (Mindray) (A)** is introduced, which is used for monitoring measurements performed on Mindray devices.

NEW SCHEMES

- **903. Preanalytics – Sampling procedure (electronical survey)**
- **203. Hormones III.**
- **302. Bone metabolism**
- **765. Cytokines**
- **749. Molecular genetics (FV-Leiden, FII g20210a, MTHFR)**
- **3149. Complex serology (Hepatitis panel+ HIV+TORCH)**

DELETED SCHEMES

- **196. Therapeutic drugs, hormones (A)**
  The parameters of the deleted scheme are still available in Scheme 203: Hormones III. and in other schemes as well (e.g., Scheme 195: Therapeutic drugs (A), Scheme 199: Complex Immunoassay III. (A), Scheme 202: Hormones II.)
- **327. Detection of Helicobacter pylori antigen – POCT**
- **3401. POCT: SARS-CoV-2 (A)**

PARAMETER CHANGES

- Scheme 100: Alpha HBDH has been removed; new parameter: Transferrin saturation
- Scheme 1001: Alpha HBDH has been removed; new parameters: Transferrin saturation, Bile acids
- Scheme 130: Elastase is now listed as Pancreatic elastase
- Scheme 173: New parameters: ACR (urine albumin-to-creatinine ratio), TPCR (urine total protein-to-creatinine ratio)
- Scheme 199: New qualitative parameter: PSA, TSH
- Scheme 241: New qualitative parameters: ASO, CRP, RF, IgE
- Scheme 216: New parameters: Immature platelet fraction (IPF), Immature reticulocyte fraction (IRF)
- Scheme 344: From now on, Anti-HBcAg and HBsAg can be measured from one sample, and Anti-HBsAg can be measured from a separate sample

Any additional demands (e. g. frequency, number of samples, content) beyond the advertised schemes should be written to QualiCont and it will be fulfilled if it is possible!

Distributor in Romania
Nobis Labordiagnostica

CONDITIONS FOR PARTICIPATING IN SURVEYS

How to apply?

Taking part in the schemes offered by QualiCont Nonprofit Kft. in the **Scheme Catalogue** and in the **Order Form** is possible **via the Distributors of QualiCont Kft. or contact the QualiCont office directly if there is no official Distributor of QualiCont in your country.**

In order to benefit from quick communication, please **give your email address** by all means!

Step-by-Step Guide

1. Registration/Signing agreement

Registration is possible via the Distributor of QualiCont Kft. or contact the QualiCont office directly if there is no official Distributor of QualiCont in your country.

2. Ordering external quality assessment schemes

QualiCont offers 123 schemes in 2027.

QualiCont guarantees to fulfil full-year orders for 2027 only if the application arrives to QualiCont before the **31st of December 2026**. **Although orders can be placed for a survey during the whole year by the order deadline** specified in the QualiCont Scheme Catalogue and in the I-QC web application, although continuous participation in the external quality assessment is necessary for proper and responsible laboratory operation, thus registering for **participation in the full-year scheme is suggested.**

⚠ **The schemes can be organised only if at least 5 participants order it in a given survey.**

Applications **received with a delay** and **orders submitted during the year** can only be handled by QualiCont in the following survey if the order is received by the order deadline specified at the given scheme, and if sufficient control sample is available.

Ordering process

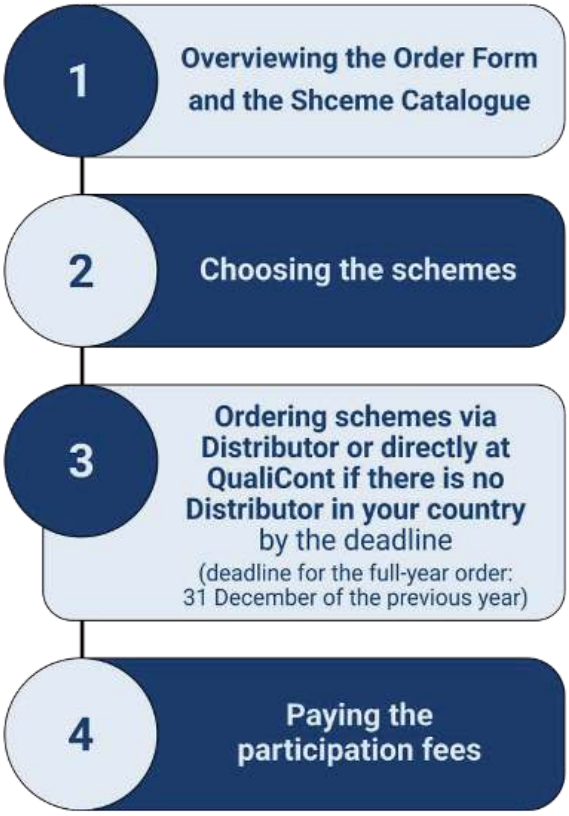

IMPORTANT!

Most of the schemes can be ordered monthly with 1 sample, too (12 months x 1 sample).

⚠ **When placing orders, be sure to check whether your certificates for each proficiency test cover the entire year and your needs!**

It may happen that QualiCont is not able to accept orders afterwards in all cases.

3.Type of the documentation

The whole process of carrying out surveys (**Result entering guide, reporting results, evaluations, certificates**) is electronic.

4. Paying the participation fee

Paying the participation fee to the Distributor of QualiCont Kft. or directly to QualiCont if there is no official Distributor in your country is required condition of fulfilment of the service of QualiCont.

The participation fee includes

- **the registration fee,**
- the **prices and packaging costs** of the survey samples,
- **documents electronically available** via I-QC (one result per parameter and per sample):
  - Individual evaluation sheet (pdf & 'on the fly' in I-QC result entering sheet)
  - Summaries (pdf): Summary and Summary report sheet
  - Consolidated graphic report (pdf)
  - Graphic evaluations ('on the fly'): short term (Youden plot and histogram for closed and evaluated schemes), long term (for evaluated schemes)
  - Final Report (Written evaluation available for all accredited schemes, but for most of the schemes, too. Final Reports may also include expert comments in some cases.)
- **Certificates available electronically** in I-QC:
  - **Certificates** of Participation and Performance,
  - Certificates of Efficiency (annual by scheme and parameter, as well as annual summary certificates by scheme and parameter)
- more data reporting through I-QC web application,
- handling complaints, objections and comments (Exception: see the case listed in the "Evaluation" section.).

The participation fee does not include:

- fee of further assessments,
- certified copies of certificates,
- issuance of an extraordinary (not full-year or additional) certificate.

Detailed information about these services is available in the '**Special services**' part of the Scheme Catalogue. Please specify your needs in the Order Form's section of the same name.

In the case of **failure to make payment**, QualiCont will stop providing the service; it means that the samples which are already ordered will be sent to the participant, but the evaluations and the belonging certificates will not be available until payment.
Failure to make payment does not mean that the service already ordered will be **automatically cancelled**; if the participant no longer requires the schemes ordered for the given year, they **must be cancelled officially**.

Cancelling surveys

Cancellation of any ordered survey can be accepted **before** the scheduled date of **the next of surveys** at the latest, **by the order deadline** specified in the Scheme Catalogue and in the I-QC.

Handling different needs

If there is any special request, it is possible to choose a **transportation method different** from the one specified in the Scheme Catalogue under the condition that the Participant bears its cost.

Failure to carry out surveys/ handling changes during the year

If **QualiCont fails to carry out a scheme partially or in its entirety** through the suppliers' fault, it **pays back** the cost of the service not provided.

Liability

For the entire survey and all its processes, including changes arising during the year (e.g. the content and implementation of the surveys is modified due to the replacement of a sample provider), **QualiCont takes responsibility and reserves the right to change.**
QualiCont informs the participants via its website or if necessary, through email or phone about possible changes in the content and implementation of surveys.

The participants' code number

QualiCont uses code numbers to identify the participants.

In the course of carrying out surveys, the code number should be used for all communication between the participants and QualiCont.

Processing confidential data

QualiCont handles all data and information, including participants' data and the measurement results of the proficiency testing schemes, confidentially, which means that the participants' code numbers and any other information that is suitable for identification (name, address) cannot be included on any document accessible by any third party, e. g. on any summary available for other survey participants and on any other issued documents.

QualiCont hands any information about the surveys to any third party only with the consent of the affected participant.

QualiCont Nonprofit Kft. – **next to confidentiality** – is **obliged** to present the documents related to the proficiency tests to the accreditation and certification organisations, however, they may not pass it on to third parties, they are obliged to treat all information they come to know during the QualiCont audit as confidential.

SHIPMENT OF SAMPLES

Shipment of samples will be carried out according to the schedule announced in the **Scheme Catalogue** to all participants who have ordered the given scheme for the given survey at the same time.

Together with the **first sample shipment,** QualiCont sends the **Storage and Processing Guide of the survey samples**, which contains the necessary information for the **storage** and **processing** of the survey samples. **Keep it during the whole year!** Information necessary for **reporting results** is available electronically in the **I-QC web application** at each result sheet or in a uniform document after logging into the I-QC web application by entering your individual code and clicking on the *Documents* menu. **Please check if the sample package corresponds to the delivery note!** If something is **missing from the package** or arrived broken, **please contact the Distributor or QualiCont immediately** (before the submission deadline) to allow **as fast as possible corrections**!
The filler material in the package should be thrown away only after the contents of the package are checked by item. It may happen that the samples are also thrown away together with the filler material.

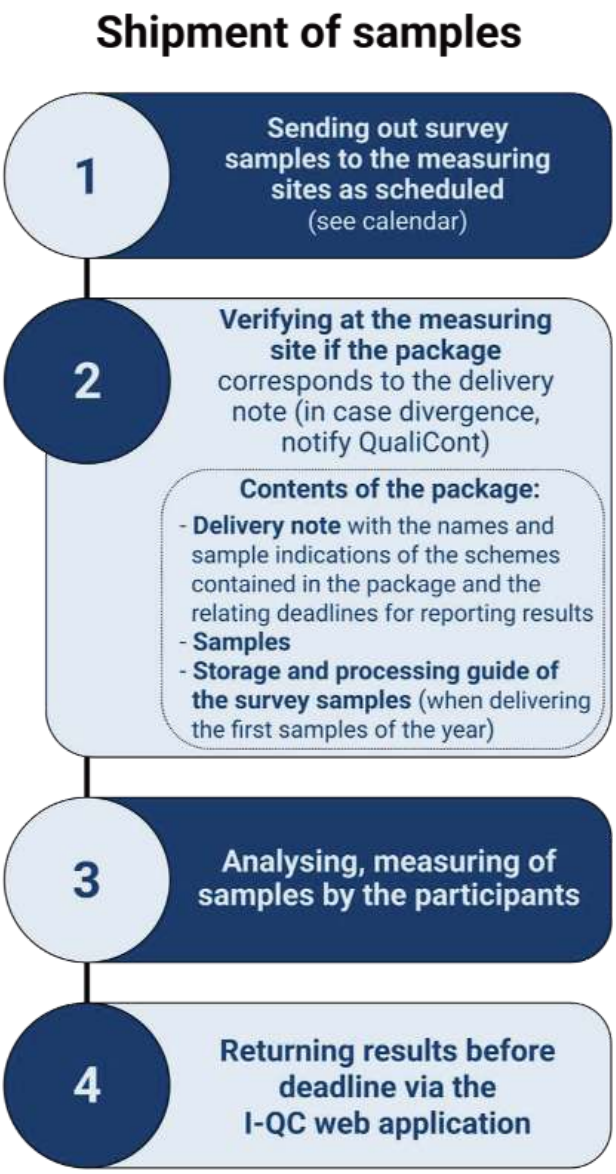

Survey samples

In each case, QualiCont provides such control samples to the participants that remain stable until the end of the survey, i. e. until the end of the answering of objections. Exceptions are those samples which, due to the nature of the component to be measured, must be analysed within a short time. The stability and homogeneity of the survey test 'samples' cannot be interpreted in the case of the schemes performed with digital images or questionnaires.
The control **samples** sent by QualiCont may **only** be used **for quality control purposes**, their use for any other purpose is prohibited!
The samples must be treated as infectious materials and processed in accordance with hygiene rules and using appropriate protective equipment.
QualiCont takes no responsibility in the event of contamination resulting from inappropriate use.

After the expiry of the objection period for the given survey, please **dispose the control samples remaining after performing the tests in the same manner as the patient samples.**

Damaged samples

QualiCont Kft. is unable to take responsibility for damages incurred ***during shipment***, but – if possible – replaces the damaged samples free of charge, provided it is reported within 24 hours of receiving the shipment from the carrier.

If the sample damage occurs ***at the participant*** (e.g. it breaks, disappears there or it is not dissolved properly by the measuring site) or the delivery of samples is failed due to an error at the measuring site, QualiCont can only replace it for an additional fee!

Quality complaints about the sample

Please keep the remains of the samples, depending on the characteristic of the sample (not possible for fresh samples), as prescribed to help resolve any potential complaints submitted after QualiCont reported the evaluations.
If **quality complaints** arise about the samples (e. g. metrology issues, sample issues, uncertain matrix effect etc.), **return the sample to the address of the QualiCont immediately!**

Individual delivery

Samples of some **schemes** are sent at a different time from the samples of the other schemes of the same survey:

- ✓ Monthly schemes, organised 12 times a year with 1 sample, packs containing the 12 samples are sent in January.
- ✓ Pathology schemes

The shipment dates in the charts of this Scheme Catalogue are for information purposes only. An **email with the exact dates** is always sent to the participants!

REPORTING RESULTS

Respecting submission deadlines is a must for faster assessment!

Different schemes may have **different result reporting deadlines**; the specific result reporting deadlines for each survey are given in this Catalogue and in the I-QC web application for each survey!

The **deadline of result submission** in general is **10 workdays** for schemes **sent** for **six times a year** and for **microbiology** schemes. For **other schemes** it is **20 workdays.**

QualiCont sends e-mail to those participants who have an incomplete result reporting sheet and/or unvalidated results two days before the deadline for submitting results! Please read these notification letters!

Reporting and assessment of results

Reporting of results is possible by using the web application called **I-QC**, which is available on **QualiCont Nonprofit Kft.'s website. You can use the same web application to check evaluations** electronically.
Participating measuring sites can use the **online interface** accessible via an individual code to report results, then check and download evaluations along with Certificates. **In the I-QC web application each participant has access only to their own data.**
Participants **can check, download and print the result sheets and the evaluation documents via the I-QC web application.**

The participants are responsible for all the information they report. The QualiCont takes responsibility for the processing the data!

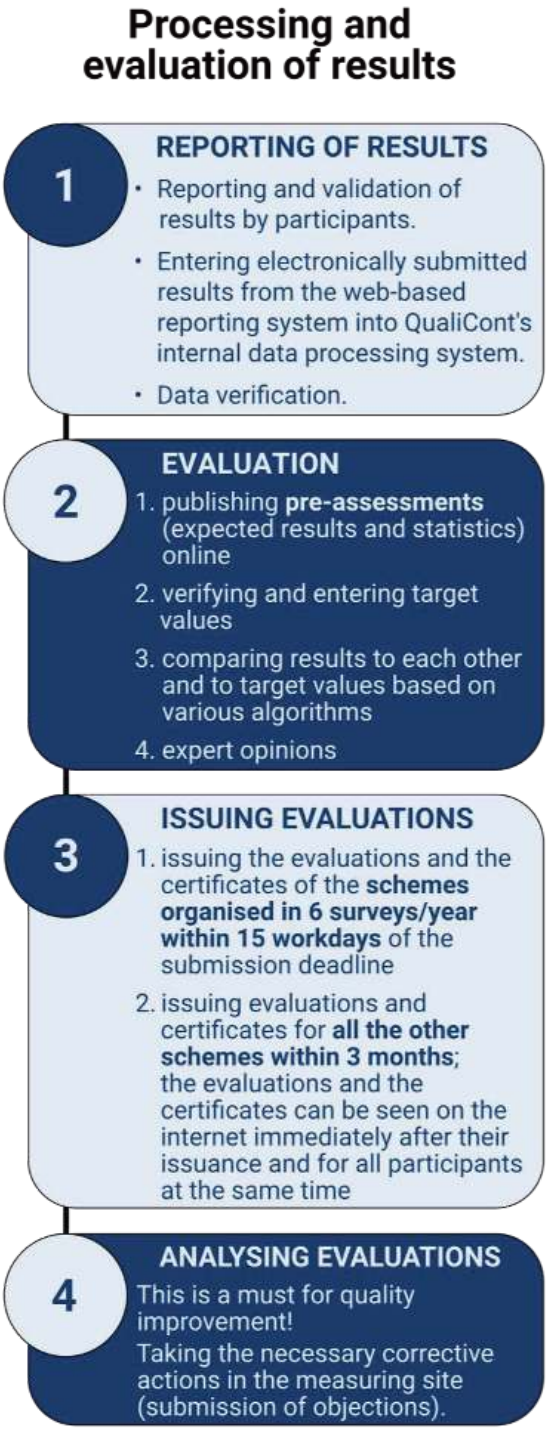

It is important that when you submit results to a scheme for the first time in the year, **context data** (method, reagent, instrument) should be checked whether they are correct. I-QC web application saves the settings, so your results will be evaluated in the right group throughout the year!

Most proficiency tests require **quantitative results** to be reported; where **qualitative results** and/or **interpretative results** are also possible/necessary, it will be indicated in each case.

Handling of results submitted with a delay

1. Handling of results submitted past the deadline, but before evaluations are issued

   Survey results submitted past the reporting deadline, but before the issuance of evaluations may be accepted and eligible for assessment if the participant can provide a reason for its delayed submission and submits the measurement results together with the measurement documents. The request is **examined by the Evaluation group and a decision is made** accordingly.

2. Management of results before evaluations are issued

   QualiCont performs **data examination** to ensure that the **evaluation groups** are as **homogeneous** as possible, considering the fact that **administrative errors** may also **lead to a misrepresentation of the overall performance of a measurement system and the proficiency testing scheme.** The data examination identifies incomplete reporting of results and robust deviations that are obvious, are typically administrative.

   The concerned participants are informed, giving them the opportunity to make the correction within the specified time limit.

3. Management of results submitted after evaluations had been issued

   Measurement results submitted past the issuance of evaluations are only accepted by QualiCont if the participant can provide reasonable cause for the late submission of results, as well as credible measurement documentation – measurement reports – to substantiate the results to be assessed.

   The documentation is **examined by the Managing Director, who decides** whether it should be accepted.

EVALUATION

You can find detailed information about the types of target values, the evaluation process and the way published performance evaluations are displayed in the publication of QualiCont called **'Evaluations'**, which is available for participants as an electronic document in the I-QC web application, accessible with their individual code in the *Documents* menu.

Evaluation process

STATISTICS become available immediately after the result reporting deadline **in the I-QC web application**. These are simple statistical analyses of the measurement results in the database at any given time, which enables quick detection and correction of any measurement errors. Corrective action can be taken until no later than 1 week before the issuance of the final evaluation.

ATTENTION! QualiCont does everything to filter any **incorrectly recorded data** during the reporting of results and sends a mail to participants about this or draws attention to significant differences. QualiCont provides a **one-time correction of data during the evaluation period** free of charge.

IMPORTANT! If QualiCont has already corrected a participant's results at their request (with the submission of measurement documents), no further modifications are possible!



If the participant does not request a correction of the data during the evaluation period despite the mail sent by QualiCont regarding a significant deviation/administrative error, QualiCont can modify the data for a fee as part of the complaint handling process! Costs are determined based on individual agreements.

In case of certain schemes, typically tests that have a serious impact on life, such as Blood group serology (A), as well as certain microbiological tests, the expected results are published by QualiCont within two weeks after the result submission deadline.

In the evaluation process, after entering the target values, QualiCont Kft. uses its own proprietary software to compare measurement results amongst themselves and to target values and to make individual evaluations and various summaries.
In the case of the accredited surveys, documents called 'Final Report', 'Evaluations', and also the web page of QualiCont contain information about the method of determination and the **traceability** of the target values and the **acceptable ranges** per parameter.
QualiCont determines the **acceptable ranges** by taking into consideration professional expectations, expert recommendations and available international experience.

Interpretation of results is **facilitated by** various **graphic summaries**.

Evaluation issuance deadline

- **The schemes organised in 12 and 6 surveys/year are evaluated within 15 workdays** of the result submission deadline **at the latest** by QualiCont, with the evaluations being issued and becoming available for participants in the I-QC web application.
- In case of **schemes organised in 4 surveys/year**, evaluations are published **no later than the sample shipment of the next survey.**
- In case of **schemes organised in 2-3 surveys/year**, the evaluation deadline is a **maximum of 3 months** from the deadline of reporting results.
- In case of **pathological schemes**, the **evaluations** are issued and uploaded into the Pathology program no later than the **sample shipment of the next survey.**

If, for any reason, a change other than the above occurs, the concerned participants will be informed.

The following assessments are available for the participants per survey via the online I-QC web application (downloadable in pdf format and/or displayed 'on-the-fly'):

- **Pre-assessments, immediate statistics and expected results/values.**
- **Individual evaluations** and **Summaries** (Summary, Individual and Summary report Sheets),
- **Consolidated Report** (Graphical Individual Evaluation with aggregated data),
- **Final Report** (in case of all accredited and many other schemes), in which QualiCont summarises all information regarding the proficiency testing survey and comments of the experts on the participants' performance may be also included;
- Schemes with small number of participants, regardless of whether they are accredited or not, come with a **summary chart**, sorted by method and reagent for better comparability of results.
- **Graphic – short term, long term – evaluations** (where applicable) can be viewed electronically and printed using the I-QC web application.

We recommend you to download the published pdf documents and save them to your own file system!

QualiCont informs the participants of the issuance and availability of evaluations via email.

Evaluation conditions

QualiCont can evaluate only those results that are **validated before the deadline within the I-QC web application.**

Please take care to

- Provide additional information of the measurement results accurately.
- Specify or select the right measurement unit next to the results.

Providing additional data (method, device, reagent, cut-off etc.)

Providing additional data is important for correct evaluation. Without this information, certain schemes (e.g. 292 etc.) cannot be evaluated, in cases where results and target values depend strictly on used reagents, methods and devices, the classification of the quantitative measured value into a category can be done knowing the cut-off value (e.g. scheme 178 etc.).
From 2025 onwards, the implemented software developments help to ensure that all data are fully available to the evaluation group.

Assessment of a single result

If a participant provides results only for one sample, the reported results will be evaluated by QualiCont by all means, but the participant has to give the reason of reporting results only for one sample.

Evaluation of a small number of measurement results

If the number of the submitted results for a given measurement system is lower than 5 and the result is method/measurement system dependent and cannot be classified as belonging to any method/measurement system group and there are no target values determined on the basis of measurements by an expert laboratory commissioned by the manufacturer/supplier or QualiCont, the result is not qualified.

Certificates

QualiCont Nonprofit Kft. issues **six types of certificates**:

- **'Certificate of Participation'**, listing all parameters assigned to specific schemes where at least one result was reported by the participant.
- **'Certificate of Performance'** for each scheme in which the parameters are listed with 'y' and 'n' marks, depending on whether the result(s) of the parameter is (are) within the acceptable range.
  The **Certificate of Performance** does not qualify the participant, it only gives information whether the result of the given parameter complied with the system of requirements set by QualiCont or not.

For most proficiency tests, once a year, after the evaluation of the last survey of a scheme, QualiCont issues the following **certificates of efficiency/performance**, in which the percentage of the acceptance rate of the evaluated measurement results in the current year is announced for each scheme and/or parameter:

- **Annual Certificate of Efficiency**
  lists how many times the measuring site has participated in the given year in the given scheme, how many measurements were performed in the surveys and the efficiency of their participation in the surveys.
- **Annual Certificate of Efficiency by parameters**
  lists breakdown by parameter how many times the measuring site has participated in the given year in the given scheme, how many measurements were performed in the surveys and the efficiency of their participation in the surveys.

The above two certificates can be downloaded from 'Evaluations' section in the given year, at the last survey of the given scheme.

- **Summary annual performance certificate**
  lists all the schemes in which the measuring site has participated in the given year and the percentage of their accepted measurements.
- **Summary annual performance certificate by parameter**
  lists all the schemes in which the measuring site has participated in the given year and the percentage of their accepted measurements breakdown by parameter.

The above two summary certificates are available by clicking on the download arrow in the header of the given year at the 'Evaluations' section.

With the certificates of effectiveness QualiCont intends to help the accreditation preparation and work of the laboratories.

Issuance of certificates

QualiCont Nonprofit Kft. issues Certificates of performance and participation **with a time limit and exclusively to participants of the scheme** after the evaluation of each survey. ***Certificates*** **are published** electronically to **all measuring sites** automatically.

No subsequent certificate can be issued for the same time period! Certified copies can be issued after payment of a processing fee!

For the following schemes, QualiCont currently **issues only Certificates of Participation**:

413. Detection of bacteria from blood culture (A)
414. Detection of multiresistant pathogens (A)
418. Detection of bacterial enteral pathogens (A)
419. Detection of bacterial respiratory pathogens (A)
501. Histotechnology
502. Immunhistochemistry
503. Diagnostics of cervical cytology
505. Diagnostic cytology
902. Preanalytics case study (electronical survey)
903. Preanalytics – Sampling procedure (electronical survey)

The authenticity of certificates, which can be downloaded via the I-QC web application, is certified by the web address (electronic access route) of the original document found at the bottom of the page, which can be accessed using the measuring site's own code.

Validity of the certificates

The duration of validity of the Certificates of Participation and Performance **varies depending on the frequency of surveys**:

- for schemes with **1 shipment per year**, the validity is for **14 months**,
- for schemes with **2 shipments per year**, it is for **10 months**,
- for schemes with **3 to 6 shipments per year**, it is for **6 months**,
- for schemes **with 12 shipments per year**, it is for **3 months**.

The dates of Certificates of Participation and Performance are identical, which is the result submission deadline for the given proficiency testing scheme.

Some certificates are issued with a QR code.

On the Certificate of Participation, the QR code contains information such as:

e. g. QualiCont Nonprofit Ltd. 115 1111 2016.12.01 2017.06.01 221 1 221 2 221 3 221 4

On the Certificate of Performance, the QR code contains:

e. g. QualiCont Nonprofit Ltd. 115 1111 2016.12.19 2017.06.19 221 1 i 221 2 i 221 3 i 221 4 n

Explanation of the content (numbers and letters) of the QR code: Survey identifier, QC code, Issuance of the certificate, Expiry date of the Certificate, Scheme identification number, Parameter number, Qualification indicator: i (within the acceptable range) or n (not in the acceptable range).

Analysis of evaluations

One of the most important elements of external quality assessment is the analysis of the assessments issued by the EQA Provider. This step is often skipped, even though successful participation in the EQA can reinforce the reliability of laboratory work.

This is the basis of developing quality work by

- exploring potential errors,
- taking corrective actions and
- implementing them.

QualiCont runs checks before and after issuing evaluations!
Please do the same!

Corrective action, remarks, suggestions, objections (complaint, appeal)

It is possible to make remarks and request corrective action relating to the evaluations and implementation of surveys.

Any claims, complaints and appeals are **accepted** by QualiCont **only in written form**, primarily using the **'Complaint sheet'** or **in any other informal written form** (via letter, email, customer service).

Written objections to specific evaluations are accepted by QualiCont within 15 workdays of the publication of the evaluation!

QualiCont responds to objections and remarks in writing.

In the case of **simple administrative errors** (e. g. incorrect data entry, method/reagent clarification), the response deadline is **15 workdays.**

If an **expert** or a reference laboratory needs to be involved, responding to an objection **takes longer**.

ATTENTION!

After managing an **objection**, the specific statistics of the measurement may change, and a modified version of the **Summary** and the **Final Report** is published, **which invalidates the previous edition**.

I-QC web application automatically sends an email about the changes.

QualiCont aims to reduce administrative mistakes and possible mismeasurements, in order to reduce the number of objections and to reduce the number of ex-post data corrections. QualiCont helps to reduce data recording errors through software support and its continuous development (see new software developments).

QualiCont keeps the participants informed through the QualiCont website, newsletters and other media content.

SPECIAL SERVICES

In case the measuring site is not capable of determining the correct results in assessing patient test substances or the obtained result with the test substance is doubtful, QualiCont Kft. – with the help of an expert laboratory – offers a service which includes analysing test results and assessing the correct result and providing the correct assessment at the request of the measuring site. The costs are determined on the basis of an individual agreement.

Certified copies (of certificates)

Certified copies of certificates can be requested for an additional processing fee! Only the participant may request it, and QualiCont will issue it exclusively to that participant!

Individual performance assessment

Issuing further performance certificates/ individual effectiveness analysis is possible at the request of participants for an additional fee.

Further evaluations

If a participant wants to test and assess the EQA sample at the same measuring site with different devices and/or methods, further evaluation must be required. For this, the additional methods/devices are needed to be specified.

Repeating a survey

If enough number of samples is available, it is possible to repeat a survey at a participant's request by sending an additional sample if paying the full survey fee.

Interlaboratory comparison tests

It is possible to organise interlaboratory comparison tests that are not available among QualiCont's proficiency tests. QualiCont draws up quotes and testing plans for specific requests.

SURVEYS

PREANALYTICS

902. Preanalytics case study (electronical survey)

	3.	9.
Deadline of order	31.01.	31.07.
Start of the scheme	02.03.	07.09.
Deadline of result reporting	06.04.	06.10.
Deadline of evaluation publication	06.07.	06.01.

Content of the scheme:
Evaluation of examples from the daily routine laboratory practice with the help of a questionnaire: identifying the possible analytical errors based on the written case or the laboratory measurement results.

New

903. Preanalytics – Sampling procedure (electronical survey)

	3.	9.
Deadline of order	31.01.	31.07.
Start of the scheme	02.03.	07.09.
Deadline of result reporting	06.04.	06.10.
Deadline of evaluation publication	06.07.	06.01.

Content of the scheme:
Evaluation of examples from the daily routine laboratory practice related to the sampling procedure with the help of a questionnaire: identifying the possible pre-analytical errors based on the written case or the laboratory measurement results.

CLINICAL CHEMISTRY/ IMMUNE CHEMISTRY

MONTHLY SCHEMES

1 sample/survey, monthly

It is possible to order the scheme for **at least 10 surveys**! The whole year's samples (12 pieces) are be sent together in January.
Individual evaluation, summary and graphic evaluation, a certificate of participation, and an **annual compliance evaluation** are issued once a year, after closing the last survey of the year.

Deadline of order	31.12.2026.					
Sample shipment	15.01.2027.					
	1.	2.	3.	4.	5.	6.
Start of the scheme	15.01.	02.01.	03.01.	04.01.	05.01.	06.01.
Deadline of result reporting	30.01.	15.02.	15.03.	15.04.	15.05.	15.06.
Deadline of evaluation publication	15.02.	28.02.	30.03.	30.04.	30.05.	30.06.
	7.	8.	9.	10.	11.	12.
Start of the scheme	07.01.	08.01.	09.01.	10.01.	11.01.	12.01.
Deadline of result reporting	15.07.	15.08.	15.09.	15.10.	15.11.	15.12.
Deadline of evaluation publication	30.07.	30.08.	30.09.	30.10.	30.11.	30.12.

1001. Clinical chemistry (wet) (+ASO, +CRP) (A) (1 sample/survey – monthly)

Survey samples:
1 sample, 5 ml lyophilized serum each

Parameters:
Albumin, Albumin (elpho), Alkaline phosphatase, Alpha-amylase, Apolipoprotein A1, Apolipoprotein B, Bicarbonate, **Bile acids**, Bilirubin (direct), Bilirubin (total), Calcium, Chloride, Cholesterol, Cholinesterase (ChE), CK, Copper, C-reactive protein (CRP), Creatinine, Gamma globulins (elpho), Gamma-GT, GLDH, Glucose, GOT/ASAT, GPT/ALAT, HDL Cholesterol, IgA, IgE, IgG, IgM, Inorganic phosphate, Ionized calcium, Iron, Lactate, LDH, LDL Cholesterol, Lipase, Lithium, Magnesium, O-Streptolysin (ASO), Osmolality, Pancreatic amylase, Potassium, Rheumatoid factor (RF), Sodium, TIBC (total iron-binding capacity), Total protein, Transferrin, **Transferrin saturation**, Triglycerides, UIBC (Unsaturated Iron Binding Capacity), Urea, Uric acid, Zinc

1001A Clinical chemistry (wet) (A) (1 sample/survey – monthly)

Survey samples:
1 sample, 5 ml lyophilized serum each

Parameters:
Albumin, Albumin (elpho), Alkaline phosphatase, Alpha-amylase, Bicarbonate, Bile acids, Bilirubin (direct), Bilirubin (total), Calcium, Chloride, Cholesterol, Cholinesterase (ChE), CK, Copper, Creatinine, Gamma globulins (elpho), Gamma-GT, GLDH, Glucose, GOT/ASAT, GPT/ALAT, HDL Cholesterol, IgA, IgG, IgM, Inorganic phosphate, Iron, Lactate, LAP, LDH, Lipase, Lithium, Magnesium, Osmolality, Pancreatic amylase, Potassium, Sodium, TIBC (total iron-binding capacity), Total protein, Transferrin, **Transferrin saturation**, Triglycerides, UIBC (unsaturated iron-binding capacity), Urea, Uric acid

1451. Glycated proteins I. (A) (1 sample/survey)

Survey samples:
1 sample, 0.5 ml lyophilized haemolysate

Parameters:
Haemoglobin A_1, Haemoglobin A_{1C}

1481. Abnormal haemoglobins (ß-Thalassemia) (1 sample/survey)

Survey samples:
1 sample 0.2 ml lyophilized haemolysate

Parameters: Haemoglobin A_2, Haemoglobin C, Haemoglobin F, Haemoglobin S, Interpretation

Aim and content of the scheme:
Determination (in %) of different haemoglobin types – abnormal haemoglobins – by HPLC instrument and interpretation of results.

General chemistry

100. Clinical chemistry (wet) (A)

	1.	3.	5.	7.	9.	11.
Deadline of order	31.12.	31.01.	31.03.	31.03.	31.07.	30.09.
Start of the scheme - sample shipping	26.01.	02.03.	25.05.	25.05.	07.09.	09.11.
Deadline of result reporting	10.02.	19.03.	09.06.	21.07.	22.09.	24.11.
Deadline of evaluation publication	01.03.	13.04.	30.06.	11.08.	13.10.	15.12.

Survey samples:
2 samples, 5 ml lyophilized serum each

Parameters:
Albumin, Albumin (elpho), Alkaline phosphatase, Alpha-amylase, Bicarbonate, Bile acids, Bilirubin (direct), Bilirubin (total), Calcium, Chloride, Cholesterol, Cholinesterase (ChE), CK, Copper, Creatinine, Gamma-globulins (elpho), Gamma-GT, GLDH, Glucose, GOT/ASAT, GPT/ALAT, HDL Cholesterol, IgA, IgG, IgM, Inorganic phosphate, Iron, Lactate, LAP, LDH, Lipase, Lithium, Magnesium, Osmolality, Pancreatic amylase, Potassium, Sodium, TIBC (iron-binding capacity), Total protein, Transferrin, **Transferrin saturation,** Triglycerides, UIBC (Unsaturated Iron Binding Capacity), Urea, Uric acid

100eGFR. Clinical chemistry: eGFR (A)

	1.	3.	5.	7.	9.	11.
Deadline of order	31.12.	31.01.	31.03.	31.03.	31.07.	30.09.
Start of the scheme	26.01.	02.03.	25.05.	25.05.	07.09.	09.11.
Deadline of result reporting	10.02.	19.03.	09.06.	21.07.	22.09.	24.11.
Deadline of evaluation publication	01.03.	13.04.	30.06.	11.08.	13.10.	15.12.

Content of the scheme:
Calculating eGFR with the given creatinine values and case history.
Two cases are sent per survey.

Other information:
The **participation** is available for **free for every participant** that orders **scheme 100., 1001A or 1001. Clinical chemistry.**

It is also **available** for those that do not participate in scheme **100., 1001A or 1001. Clinical Chemistry**, but only for extra cost.

110. Neonatal bilirubin (A)

	1.	3.	5.	7.	9.	11.
Deadline of order	31.12.	31.01.	31.03.	31.03.	31.07.	30.09.
Start of the scheme - sample shipping	26.01.	02.03.	25.05.	25.05.	07.09.	09.11.
Deadline of result reporting	10.02.	19.03.	09.06.	21.07.	22.09.	24.11.
Deadline of evaluation publication	01.03.	13.04.	30.06.	11.08.	13.10.	15.12.

Survey samples:
2 samples, 2 ml lyophilized serum each

Parameters: Neonatal bilirubin

130. Faecal diagnostics: Calprotectin

	5.	11.
Deadline of order	31.03.	30.09.
Start of the scheme - sample shipping	25.05.	09.11.
Deadline of result reporting	23.06.	08.12.
Deadline of evaluation publication	23.09.	08.03.

Survey samples: 2 samples, 0.2 ml lyophilized faecal sample each

Parameters:
Calprotectin (quantitative and qualitative)
Pancreatic-Elastase (quantitative and qualitative)

131. Faecal diagnostics: FOB (A)

	3.	5.	9.	11.
Deadline of order	31.01.	31.03.	31.07.	30.09.
Start of the scheme - sample shipping	02.03.	25.05.	07.09.	09.11.
Deadline of result reporting	06.04.	23.06.	06.10.	08.12.
Deadline of evaluation publication	24.05.	06.09.	08.11.	01.03.

Survey samples:
2 samples, 1 mL each, containing human haemoglobin, ready-to-use, stabilized liquid samples

Parameters:
Haemoglobin (quantitative and qualitative)

141. Electrophoresis (A)

	1.	3.	5.	7.	9.	11.
Deadline of order	31.12.	31.01.	31.03.	31.03.	31.07.	30.09.
Start of the scheme - sample shipping	26.01.	02.03.	25.05.	25.05.	07.09.	09.11.
Deadline of result reporting	10.02.	19.03.	09.06.	21.07.	22.09.	24.11.
Deadline of evaluation publication	01.03.	13.04.	30.06.	11.08.	13.10.	15.12.

Survey samples:
2 samples, 1 or 5 ml lyophilized serum samples each

Parameters: Albumin (chemistry), Albumin (electrophoretic), Alpha1-globulins, Alpha2-globulins, Beta-globulins, Gamma-globulins, Total protein

151. Lipids/lipoproteins (A)

	3.	5.	9.	11.
Deadline of order	31.01.	31.03.	31.07.	30.09.
Start of the scheme - sample shipping	02.03.	25.05.	07.09.	09.11.
Deadline of result reporting	06.04.	23.06.	06.10.	08.12.
Deadline of evaluation publication	24.05.	06.09.	08.11.	01.03.

Survey samples:
2 samples, 3 or 5 ml lyophilized serum each

Parameters:
Apolipoprotein A1, Apolipoprotein B, Cholesterol, HDL Cholesterol, LDL Cholesterol, Lp(a), Phospholipids, Triglycerides

Allergy diagnostics

720. Allergy diagnostics

	3.	5.	9.	11.
Deadline of order	31.01.	31.03.	31.07.	30.09.
Start of the scheme - sample shipping	02.03.	25.05.	07.09.	09.11.
Deadline of result reporting	06.04.	23.06.	06.10.	08.12.
Deadline of evaluation publication	24.05.	06.09.	08.11.	01.03.

Survey samples, the content of the scheme: 4 lyophilized serum samples:
2 samples, 1 ml each: Inhalant and food allergens; specific allergens may vary with each survey.
2 samples, 1 ml each: For total IgE determination.

Parameters:
Allergen-specific IgE (varying by survey), Total IgE

The samples for the determination of allergen-specific IgE antibodies are expected to contain the following food, inhalant, and insect allergens (subject to change):

2027.3.:
Hazelnut tree pollen (t04), Plantain (w09), Horse dander (e03), Cat dander (e01), Apple (f49), Bee venom (i01)

2027.5.:
Birch (t03), Timothy grass (g06), Dust mite (d01), Salmon (f41), Carrot (f31), Bee venom (i01)

2027.9.:
Barley pollen (g201), Alder pollen, speckled (t02), Cat dander (e01), Scampi (f24), **Pumpkin (f225)**, Wasp venom (i03)

2027.11.:
Mugwort (w06), Rye pollen, House dust (h01), Dog danders (e05), Soybean (f14), Wasp venom (i03)

Other information:
Specific IgE RAST levels are evaluated, as well as total IgE (quantitative).

If double amount of sample is required, please order 2 sample packages!

Diabetes surveys

145. Glycated proteins I. (A)

	1.	3.	5.	7.	9.	11.
Deadline of order	31.12.	31.01.	31.03.	31.03.	31.07.	30.09.
Start of the scheme - sample shipping	26.01.	02.03.	25.05.	25.05.	07.09.	09.11.
Deadline of result reporting	10.02.	19.03.	09.06.	21.07.	22.09.	24.11.
Deadline of evaluation publication	01.03.	13.04.	30.06.	11.08.	13.10.	15.12.

Survey samples: 2 samples, 0.5 ml lyophilized haemolysate each

Parameters:
Haemoglobin A_1, Haemoglobin A_{1C}

146. Glycated proteins II. Fructosamine (A)

	1.	3.	5.	7.	9.	11.
Deadline of order	31.12.	31.01.	31.03.	31.03.	31.07.	30.09.
Start of the scheme - sample shipping	26.01.	02.03.	25.05.	25.05.	07.09.	09.11.
Deadline of result reporting	10.02.	19.03.	09.06.	21.07.	22.09.	24.11.
Deadline of evaluation publication	01.03.	13.04.	30.06.	11.08.	13.10.	15.12.

Survey samples:
2 samples, 1 ml lyophilized serum each

Parameters: Fructosamine

Myocardiac markers

244. High sensitive CRP (A)

	1.	3.	5.	7.	9.	11.
Deadline of order	31.12.	31.01.	31.03.	31.03.	31.07.	30.09.
Start of the scheme - sample shipping	26.01.	02.03.	25.05.	25.05.	07.09.	09.11.
Deadline of result reporting	10.02.	19.03.	09.06.	21.07.	22.09.	24.11.
Deadline of evaluation publication	01.03.	13.04.	30.06.	11.08.	13.10.	15.12.

Survey samples:
2 samples, 1 ml liquid sample each

Parameter: High sensitive CRP

760. Myocardiac markers (A)

	1.	3.	5.	7.	9.	11.
Deadline of order	31.12.	31.01.	31.03.	31.03.	31.07.	30.09.
Start of the scheme - sample shipping	26.01.	02.03.	25.05.	25.05.	07.09.	09.11.
Deadline of result reporting	10.02.	19.03.	09.06.	21.07.	22.09.	24.11.
Deadline of evaluation publication	01.03.	13.04.	30.06.	11.08.	13.10.	15.12.

Survey samples:
2 samples, 3 ml lyophilized plasma or 1.5 ml liquid sample each

Parameters: BNP, CK-MB, CK-MB Mass, CK total, Homocysteine, Myoglobin, NT-pro BNP, Troponin-I, Troponin-T

Other information:
Troponin-I and Troponin-T can be measured from the samples by POCT devices, too!

Special surveys

148. Abnormal haemoglobins (ß-Thalassemia)

	1.	3.	5.	7.	9.	11.
Deadline of order	31.12.	31.01.	31.03.	31.03.	31.07.	30.09.
Start of the scheme - sample shipping	26.01.	02.03.	25.05.	25.05.	07.09.	09.11.
Deadline of result reporting	10.02.	19.03.	09.06.	21.07.	22.09.	24.11.
Deadline of evaluation publication	01.03.	13.04.	30.06.	11.08.	13.10.	15.12.

Survey samples: 2 samples, 0.2 ml lyophilized haemolysates each

Parameters: Haemoglobin A_2, Haemoglobin C, Haemoglobin F, Haemoglobin S, Interpretation

Aim and content of the scheme:
Determination (in %) of different haemoglobin types - abnormal haemoglobins - by HPLC instrument and interpretation of results.

195. Therapeutic drugs (A)

	1.	3.	5.	7.	9.	11.
Deadline of order	31.12.	31.01.	31.03.	31.03.	31.07.	30.09.
Start of the scheme - sample shipping	26.01.	02.03.	25.05.	25.05.	07.09.	09.11.
Deadline of result reporting	10.02.	19.03.	09.06.	21.07.	22.09.	24.11.
Deadline of evaluation publication	01.03.	13.04.	30.06.	11.08.	13.10.	15.12.

Survey samples:
2 samples, 5 ml lyophilized serum each

Parameters:
Amikacin, Caffeine, Carbamazepine, Cyclosporin, Digoxin, Ethosuximide, Gentamicin, Lithium, Methotrexate, Paracetamol, Phenobarbital, Phenytoin, Primidone, Salicylate, Theophylline, Tobramycin, Valproic acid, Vancomycine

199. Complex immunoassay III. (A)

	3.	5.	9.	11.
Deadline of order	31.01.	31.03.	31.07.	30.09.
Start of the scheme - sample shipping	02.03.	25.05.	07.09.	09.11.
Deadline of result reporting	06.04.	23.06.	06.10.	08.12.
Deadline of evaluation publication	24.05.	06.09.	08.11.	01.03.

Survey samples:
2 samples, 3 ml lyophilized serum each

Parameters:
Therapeutic drugs, hormones:
17-alpha-hydroxyprogesterone, 25-OH-Vitamin D, Aldosterone, AMH (Anti-Müllerian hormone), Androstenedione, Cortisol, C-Peptide, DHEA-S, Digoxin, EPO, Estradiol, Ferritin, Folic acid, FSH, hCG, hGH, IgE, Insulin, Insulin Like Growth Factor I (IgF-I), LH, Methylmalonic acid, Progesterone, Prolactin, PTH, SHBG, Testosterone (total), Vitamin B12 (cobalamine)
Thyreoid hormones and antibodies:
Anti-Thyreoglobulin (Anti-TG), Anti-Thyreo-peroxidase (Anti-TPO), Free T3, Free T4, Thyreogolobulin, Total T3, Total T4, **TSH** (quantitative and **qualitative**)
Tumour markers:
Alpha1-fetoprotein (AFP), Beta2-microglobulin, CA 125, CA 15-3, CA 19-9, CEA, Free PSA, HE4, PSA-complex**, PSA (total)** (quantitative and **qualitative**)
Cardiac markers:
BNP, CK-MB, CK-MB Mass, Homocysteine, Myoglobin, NT-pro BNP, Troponin-I, Troponin-T

202. Hormones II.

	3.	5.	9.	11.
Deadline of order	31.01.	31.03.	31.07.	30.09.
Start of the scheme - sample shipping	02.03.	25.05.	07.09.	09.11.
Deadline of result reporting	06.04.	23.06.	06.10.	08.12.
Deadline of evaluation publication	24.05.	06.09.	08.11.	01.03.

Survey samples:
2 samples, 3 ml lyophilized serum each

Parameters:
Ferritin, Folic acid, FSH, hGH (somatotropin/ growth hormone), IGFBP-3, Insulin, Insulin Like Growth Factor I (IgF-I), LH, Prolactin, PTH, Renin/Renin-activity, Vitamin B12 (cobalamine)

203. Hormones III.



	3.	5.	9.	11.
Deadline of order	31.01.	31.03.	31.07.	30.09.
Start of the scheme - sample shipping	02.03.	25.05.	07.09.	09.11.
Deadline of result reporting	06.04.	23.06.	06.10.	08.12.
Deadline of evaluation publication	24.05.	06.09.	08.11.	01.03.

Survey samples:
2 samples, 3 or 5 ml lyophilized serum each

Parameters:
ACTH, Calcitonin, Testosterone (free)

241. Plasma proteins (A)

	1.	3.	5.	7.	9.	11.
Deadline of order	31.12.	31.01.	31.03.	31.03.	31.07.	30.09.
Start of the scheme - sample shipping	26.01.	02.03.	25.05.	25.05.	07.09.	09.11.
Deadline of result reporting	10.02.	19.03.	09.06.	21.07.	22.09.	24.11.
Deadline of evaluation publication	01.03.	13.04.	30.06.	11.08.	13.10.	15.12.

Survey samples:
2 samples, 1 ml serum each

Parameters:
Albumin, Alpha1-antitrypsin, Alpha1-glycoprotein, Alpha2-macroglobulin, Beta2-microglobulin, C3 complement, C4 complement, Coeruloplasmin, **CRP** (quantitative and **qualitative**), Ferritin, Haptoglobin, Hemopexin, IgA, **IgE** (quantitative and **qualitative**), IgG, IgM, **O-Streptolysin (ASO)** (quantitative and **qualitative**), Prealbumin, **Rheumatoid factor (RF)** (quantitative and **qualitative**), soluble transferrin receptor (sTfR), Transferrin

243. Gammopathies

	3.	5.	9.	11.
Deadline of order	31.01.	31.03.	31.07.	30.09.
Start of the scheme - sample shipping	02.03.	25.05.	07.09.	09.11.
Deadline of result reporting	06.04.	23.06.	06.10.	08.12.
Deadline of evaluation publication	24.05.	06.09.	08.11.	01.03.

Survey samples: 2 samples, 1 ml plasma each

Parameters: Free light chains type kappa, Free light chains type lambda, Gammopathies, IgA, IgG, IgM, Kappa/lambda (ratio)

292. Tumour markers (A)

	1.	3.	5.	7.	9.	11.
Deadline of order	31.12.	31.01.	31.03.	31.03.	31.07.	30.09.
Start of the scheme - sample shipping	26.01.	02.03.	25.05.	25.05.	07.09.	09.11.
Deadline of result reporting	10.02.	19.03.	09.06.	21.07.	22.09.	24.11.
Deadline of evaluation publication	01.03.	13.04.	30.06.	11.08.	13.10.	15.12.

Survey samples: 2 samples, 3 ml serum each

Parameters: Alpha1-fetoprotein (AFP), Beta2-microglobulin, CA 125, CA 15-3, CA 19-9, CA 72-4, CEA, Cyfra 21-1, Free PSA, hCG, HE4, HER2, NSE, PSA-complex, PSA (total), ROMA, S100, SCC, Thyreoglobulin, TPA, TPS

293. Thyroid tumour markers (A)

	3.	5.	9.	11.
Deadline of order	31.01.	31.03.	31.07.	30.09.
Start of the scheme - sample shipping	02.03.	25.05.	07.09.	09.11.
Deadline of result reporting	06.04.	23.06.	06.10.	08.12.
Deadline of evaluation publication	24.05.	06.09.	08.11.	01.03.

Survey samples:
2 samples, 2 ml lyophilized serum each

Parameters: 1,25-(OH)2-Vitamin D, 25-OH-Vitamin D, Anti-Thyreoglobulin (Anti-TG), Anti-Thyreoperoxidase (Anti-TPO), C-Peptide, Insulin, Insulin Like Growth Factor I (IGF-I), Osteocalcin, Procalcitonin, PTH

294. Thyroid hormones (A)

	1.	3.	5.	7.	9.	11.
Deadline of order	31.12.	31.01.	31.03.	31.03.	31.07.	30.09.
Start of the scheme - sample shipping	26.01.	02.03.	25.05.	25.05.	07.09.	09.11.
Deadline of result reporting	10.02.	19.03.	09.06.	21.07.	22.09.	24.11.
Deadline of evaluation publication	01.03.	13.04.	30.06.	11.08.	13.10.	15.12.

Survey samples:
2 samples, 2-5 ml lyophilized serum

Parameters:
Free T3, Free T4, Total T3, Total T4, TSH

295. Thyroid gland antibodies (A)

	3.	5.	9.	11.
Deadline of order	31.01.	31.03.	31.07.	30.09.
Start of the scheme - sample shipping	02.03.	25.05.	07.09.	09.11.
Deadline of result reporting	06.04.	23.06.	06.10.	08.12.
Deadline of evaluation publication	24.05.	06.09.	08.11.	01.03.

Survey samples:
2 samples, 1 ml lyophilized plasma each

Parameters:
Anti-Thyreoglobulin (Anti-TG) (quantitative and qualitative), Anti-Thyreoperoxidase (Anti-TPO) (quantitative and qualitative), TRAK/THYBIA (quantitative and qualitative), TSI/TSAB

298. Fertility, gravidity

	3.	5.	9.	11.
Deadline of order	31.01.	31.03.	31.07.	30.09.
Start of the scheme - sample shipping	02.03.	25.05.	07.09.	09.11.
Deadline of result reporting	06.04.	23.06.	06.10.	08.12.
Deadline of evaluation publication	24.05.	06.09.	08.11.	01.03.

Survey samples:
Set 1: 2 samples, 2 ml lyophilized serum each
Set 2: 2 samples, 1 ml lyophilized serum each

Parameters:
Set 1: Alpha1-fetoprotein (AFP), AMH (Anti-Müllerian hormone), Free beta-chain hCG, hCG (total), PAPP-A
Set 2: Estriol (free)*

***Other information:**
For testing **free Estriol** plus separate samples are sent **for free**, **but can be ordered only together with Scheme 298!**
Please fill your claim in the Order form!

302. Bone metabolism



	5.	11.
Deadline of order	31.03.	30.09.
Start of the scheme - sample shipping	25.05.	09.11.
Deadline of result reporting	23.06.	08.12.
Deadline of evaluation publication	23.09.	08.03.

Survey samples:
2 samples, 2 ml lyophilized serum each

Parameters:
Bone-specific alkaline phosphatase (BAP), Bone-specific alkaline phosphatase (BAP) Mass, CTx (CrossLaps), Osteocalcin, P1NP (Procollagen 1-N-terminal propeptide)

320. Procalcitonin (A)

	3.	5.	9.	11.
Deadline of order	31.01.	31.03.	31.07.	30.09.
Start of the scheme - sample shipping	02.03.	25.05.	07.09.	09.11.
Deadline of result reporting	06.04.	23.06.	06.10.	08.12.
Deadline of evaluation publication	24.05.	06.09.	08.11.	01.03.

Survey samples:
2 samples, 2 ml lyophilized serum each

Parameter: Procalcitonin (qualitative, semi quantitative, quantitative)

321. ASO (A)

	3.	5.	9.	11.
Deadline of order	31.01.	31.03.	31.07.	30.09.
Start of the scheme - sample shipping	02.03.	25.05.	07.09.	09.11.
Deadline of result reporting	19.03.	09.06.	22.09.	24.11.
Deadline of evaluation publication	24.05.	06.09.	08.11.	01.03.

Survey samples: 2 samples, 1 ml liquid serum or 5 ml lyophilized serum each

The content of the scheme:
Antibodies against streptococcal antigens: Streptokinase (qualitative and quantitative), Streptodornase (qualitative and quantitative), O-Streptolysin (qualitative and quantitative)

322. CRP (A)

	3.	5.	9.	11.
Deadline of order	31.01.	31.03.	31.07.	30.09.
Start of the scheme - sample shipping	02.03.	25.05.	07.09.	09.11.
Deadline of result reporting	19.03.	09.06.	22.09.	24.11.
Deadline of evaluation publication	24.05.	06.09.	08.11.	01.03.

Survey samples: 2 samples, 1 ml liquid serum or 5 ml lyophilized serum each

Parameter:
C-reactive protein (qualitative and quantitative)

323. Rheumatoid factor (A)

	3.	5.	9.	11.
Deadline of order	31.01.	31.03.	31.07.	30.09.
Start of the scheme - sample shipping	02.03.	25.05.	07.09.	09.11.
Deadline of result reporting	19.03.	09.06.	22.09.	24.11.
Deadline of evaluation publication	24.05.	06.09.	08.11.	01.03.

Survey samples: 2 samples, 1 ml liquid serum or 5 ml lyophilized serum each

Parameter: Rheumatoid factor (qualitative and quantitative)

765. Cytokines

New

	3.	5.	9.	11.
Deadline of order	31.01.	31.03.	31.07.	30.09.
Start of the scheme - sample shipping	02.03.	25.05.	07.09.	09.11.
Deadline of result reporting	06.04.	23.06.	06.10.	08.12.
Deadline of evaluation publication	24.05.	06.09.	08.11.	01.03.

Survey samples:
2 samples, 2 ml lyophilized serum each

Parameters:
Interleukin-1 beta, Interleukin-6, Interleukin-8, Interleukin-10, Lipopolysaccharide binding protein (LBP), Procalcitonin, soluble IL-2 Receptor (sIL-2R), Tumornecrosefactor-alpha (TNF-alpha)

700. Ethanol (A)

	1.	3.	5.	7.	9.	11.
Deadline of order	31.12.	31.01.	31.03.	31.03.	31.07.	30.09.
Start of the scheme - sample shipping	26.01.	02.03.	25.05.	25.05.	07.09.	09.11.
Deadline of result reporting	10.02.	19.03.	09.06.	21.07.	22.09.	24.11.
Deadline of evaluation publication	01.03.	13.04.	30.06.	11.08.	13.10.	15.12.

Survey samples:
2 samples, 3 ml liquid serum each

Parameter: Ethanol

801. Ammonia (A)

	1.	3.	5.	7.	9.	11.
Deadline of order	31.12.	31.01.	31.03.	31.03.	31.07.	30.09.
Start of the scheme - sample shipping	26.01.	02.03.	25.05.	25.05.	07.09.	09.11.
Deadline of result reporting	10.02.	19.03.	09.06.	21.07.	22.09.	24.11.
Deadline of evaluation publication	01.03.	13.04.	30.06.	11.08.	13.10.	15.12.

Survey samples:
2 samples, 3 ml liquid serum each

Parameter: Ammonia

780. Ethanol, Ammonia (A)

	1.	3.	5.	7.	9.	11.
Deadline of order	31.12.	31.01.	31.03.	31.03.	31.07.	30.09.
Start of the scheme - sample shipping	26.01.	02.03.	25.05.	25.05.	07.09.	09.11.
Deadline of result reporting	10.02.	19.03.	09.06.	21.07.	22.09.	24.11.
Deadline of evaluation publication	01.03.	13.04.	30.06.	11.08.	13.10.	15.12.

Survey samples:
2 samples, 3 ml liquid serum each

Parameters: Ethanol, Ammonia

Urine chemistry

171. Urine chemistry, qualitative (A)

	3.	5.	9.	11.
Deadline of order	31.01.	31.03.	31.07.	30.09.
Start of the scheme - sample shipping	02.03.	25.05.	07.09.	09.11.
Deadline of result reporting	06.04.	23.06.	06.10.	08.12.
Deadline of evaluation publication	24.05.	06.09.	08.11.	01.03.

Survey samples:
2 samples, 10 or 12 ml liquid human urine each

Parameters:
Ascorbic acid, Bilirubin, Erythrocyte (RBC), Glucose, hCG, Ketone bodies, Leucocyte (WBC), Microalbumin, Nitrite, pH, Protein, Specific gravity, Urobilinogen
Sediment examination:
Bacterium in the sediment, Crystals in the sediment, Cylinders in the sediment, Epithelial cells in the sediment, Erythrocyte (RBC) in the sediment, Leucocyte (WBC) in the sediment

Additional information:
The test samples are basically intended for semi-quantitative urine chemistry with diagnostic test strips.

The results displayed on the test strip should be reported. In proficiency testing, different results may be obtained from a given sample based on the sensitivity and specificity of the different test strips, and this is taken into account in the target values and the acceptable range. Therefore, **the test strip results should be reported regardless of the sediment test results!**

In daily routine work, a correct result is reported for human samples, i.e. after the sediment test, the false positive or false negative result of the test strip for cellular elements should be adjusted if necessary.

If two sets of samples are required for the determination, please order double amount!

172. Urine sediment test (electronic)

	3.	9.
Deadline of order	31.01.	31.07.
Start of the scheme	02.03.	07.09.
Deadline of result reporting	06.04.	06.10.
Deadline of evaluation publication	06.07.	06.01.

Survey samples: 2 digital images

Content of the survey:
Identification of urine sediment elements. Scheme is performed only electronically!

173. Urine chemistry, quantitative (A)

	3.	5.	9.	11.
Deadline of order	31.01.	31.03.	31.07.	30.09.
Start of the scheme - sample shipping	02.03.	25.05.	07.09.	09.11.
Deadline of result reporting	06.04.	23.06.	06.10.	08.12.
Deadline of evaluation publication	24.05.	06.09.	08.11.	01.03.

Survey samples:
2 samples, 5 ml lyophilized urine each

Parameters: Alpha-amylase, Calcium, Chloride, Creatinine, Glucose, Magnesium, Microalbumin, Osmolality, Phosphate (inorganic), Potassium, Sodium, Total protein, Urea, Uric acid, **ACR (urine albumin-to-creatinine ratio), TPCR (urine total protein-to-creatinine ratio)**

178. Narcotic drugs in human urine, qualitative and quantitative (A)

	3.	5.	9.	11.
Deadline of order	31.01.	31.03.	31.07.	30.09.
Start of the scheme - sample shipping	02.03.	25.05.	07.09.	09.11.
Deadline of result reporting	06.04.	23.06.	06.10.	08.12.
Deadline of evaluation publication	24.05.	06.09.	08.11.	01.03.

Survey samples:
2 samples, 10 ml lyophilized urine each

Parameters:
Amphtamines: Amphetamine, MDMA (Extasy), Methamphetamine, Methylphenidate
Barbiturates: Barbiturate-Phenobarbital
Benzodiazepines: Benzodiazepin-lorazepam
Cannabinoids: 11-nor-delta-9-THC-carbonic acid
Cocaines: Benzoylecgonine, Cocaine
Opiates/Opioides: 6-acetylmorphine, Buprenorphine, EDDP, Methadone, Morphine, Opiates (total), Oxycodone, Phentanyl, Tramadol
Antiepileptic drugs with other active ingredients, and hallucinogenic compounds: LSD, Phencyclidine, Pregabaline, Tricyclic antidepr.

POCT

When ordering the schemes please mark the type of the Instrument you measure the EQA samples with!

147. Glycated proteins – POCT (A)

	1.	3.	5.	7.	9.	11.
Deadline of order	31.12.	31.01.	31.03.	31.03.	31.07.	30.09.
Start of the scheme - sample shipping	26.01.	02.03.	25.05.	25.05.	07.09.	09.11.
Deadline of result reporting	10.02.	19.03.	09.06.	21.07.	22.09.	24.11.
Deadline of evaluation publication	01.03.	13.04.	30.06.	11.08.	13.10.	15.12.

Survey samples: 2 samples, 0.5 ml lyophilized haemolysate each

Parameter: Haemoglobin A_{1C}

161. Blood gas analysis (A)

	1.	3.	5.	7.	9.	11.
Deadline of order	31.12.	31.01.	31.03.	31.03.	31.07.	30.09.
Start of the scheme - sample shipping	26.01.	02.03.	25.05.	25.05.	07.09.	09.11.
Deadline of result reporting	10.02.	19.03.	09.06.	21.07.	22.09.	24.11.
Deadline of evaluation publication	01.03.	13.04.	30.06.	11.08.	13.10.	15.12.

Survey samples:
2 samples, 2.5 ml aqueous solution each

Parameters: Bicarbonate, Chloride, Glucose, Ionized calcium, Lactate, Magnesium, pCO2, pH, pO2, Potassium, Sodium, tCO2

Other information:
Sample measurements should be performed according to the measurement procedure specified in the guideline for the respective instrument.
Samples that are particularly sensitive to pre-analytical conditions may show significant variations in results for certain parameters.

286. Haemostasis (INR) – POCT (A)

	1.	3.	5.	7.	9.	11.
Deadline of order	31.12.	31.01.	31.03.	31.03.	31.07.	30.09.
Start of the scheme - sample shipping	26.01.	02.03.	25.05.	25.05.	07.09.	09.11.
Deadline of result reporting	10.02.	19.03.	09.06.	21.07.	22.09.	24.11.
Deadline of evaluation publication	01.03.	13.04.	30.06.	11.08.	13.10.	15.12.

Survey samples:
2 lyophilized plasma samples

Parameter: INR

Additional information:
For each measuring system there is different kind of sample, so please give the used POCT system by all means!

321P. Streptococcus A, antigen detection – POCT (A)

	3.	5.	9.	11.
Deadline of order	31.01.	31.03.	31.07.	30.09.
Start of the scheme - sample shipping	03.03.	26.05.	08.09.	10.11.
Deadline of result reporting	19.03.	09.06.	22.09.	24.11.
Deadline of evaluation publication	25.05.	07.09.	09.11.	02.03.

Survey samples:
2 samples, 1 ml liquid each

Parameters:
Streptococcus A, antigen detection

326. CRP – POCT (A)

	3.	5.	9.	11.
Deadline of order	31.01.	31.03.	31.07.	30.09.
Start of the scheme - sample shipping	02.03.	25.05.	07.09.	09.11.
Deadline of result reporting	06.04.	23.06.	06.10.	08.12.
Deadline of evaluation publication	24.05.	06.09.	08.11.	01.03.

Survey samples:
2 samples, 1 ml serum each
For device Roche cobas b101:
2 samples, 2 ml liquid serum each

Parameter: C-reactive protein (qualitative and quantitative)

Other information:
Different instruments may require different control samples, so please specify which POCT device you are using when placing your order.
Orders for device **Roche cobas b101** can be placed separately under the **survey 326R**.

328. Detection of Clostridium difficile Ag and toxin – POCT

	3.	5.	9.	11.
Deadline of order	31.01.	31.03.	31.07.	30.09.
Start of the scheme - sample shipping	03.03.	26.05.	08.09.	10.11.
Deadline of result reporting	19.03.	09.06.	22.09.	24.11.
Deadline of evaluation publication	25.05.	07.09.	09.11.	02.03.

Survey samples:
2 sample, 1 ml sample each

Content of the survey: Detection of Clostridium difficile GDH, Toxin A and B

The task is to interpret the measurement results. During the survey, the qualitative results are evaluated!

762. Cardiac markers

	3.	5.	9.	11.
Deadline of order	31.01.	31.03.	31.07.	30.09.
Start of the scheme - sample shipping	02.03.	25.05.	07.09.	09.11.
Deadline of result reporting	06.04.	23.06.	06.10.	08.12.
Deadline of evaluation publication	24.05.	06.09.	08.11.	01.03.

Survey samples:
2 samples, 1.5 ml liquid serum each

Parameters: BNP, CK-MB, CK-MB Mass, D-Dimer, hsCRP, Myoglobin, NT-pro BNP, Troponin-I (qualitative and quantitative), Troponin-T (qualitative and quantitative)

800. Glucose (A)

	1.	3.	5.	7.	9.	11.
Deadline of order	31.12.	31.01.	31.03.	31.03.	31.07.	30.09.
Start of the scheme - sample shipping	26.01.	02.03.	25.05.	25.05.	07.09.	09.11.
Deadline of result reporting	10.02.	19.03.	09.06.	21.07.	22.09.	24.11.
Deadline of evaluation publication	01.03.	13.04.	30.06.	11.08.	13.10.	15.12.

Survey samples:
2 samples, 1 ml liquid sample each

Parameter: Glucose

Additional information:
HemoCue and Lifescan systems are included!

HAEMATOLOGY

211. Blood cell count (A)

	1.	3.	5.	7.	9.	11.
Deadline of order	31.12.	31.01.	31.03.	31.03.	31.07.	30.09.
Start of the scheme - sample shipping	26.01.	02.03.	25.05.	25.05.	07.09.	09.11.
Deadline of result reporting	10.02.	19.03.	09.06.	21.07.	22.09.	24.11.
Deadline of evaluation publication	01.03.	13.04.	30.06.	11.08.	13.10.	15.12.

Survey samples:
2 samples, 2 ml preserved, coagulation-inhibited plasma-like fluid blood controls

Parameters: Erythrocytes, Haematocrit (centrifugated, PCV), Haematocrit (electronic), Haemoglobin, Leucocytes (WBC) count, MCH, MCHC, MCV, Mentzer-index, MPV, Platelet count, RDW-CV, RDW-SD

Additional information: the survey sample is not recommended for *Abbott Cell Dyn 3200, 4000, Sapphire, Ruby* devices.

613S. Blood cell count and WBC differentiation by automata (CBC and WBC diff.) (A)

	1.	3.	5.	7.	9.	11.
Deadline of order	31.12.	31.01.	31.03.	31.03.	31.07.	30.09.
Start of the scheme - sample shipping	26.01.	02.03.	25.05.	25.05.	07.09.	09.11.
Deadline of result reporting	10.02.	19.03.	09.06.	21.07.	22.09.	24.11.
Deadline of evaluation publication	01.03.	13.04.	30.06.	11.08.	13.10.	15.12.

Survey samples: 2 samples, 2 ml preserved, coagulation-inhibited plasma-like fluid controls, which are suitable for every 3 or 5 part. diff. automated device to measure the basic parameters of blood cell count and testing leucocyte types.

During ordering please indicate the type of the instrument: 3 or 5 part. diff.!

Parameters: Leucocytes (WBC) count, Leucocyte types in % and absolute value: Neutrophil granulocytes, Eosinophil granulocytes, Basophil granulocytes, Lymphocytes, Monocytes, Other WBC, Mid cells (Eo, Baso, Mono), Erythrocytes, Haemoglobin, Haematocrit (electronic), MCV, MCH, MCHC, Platelet count, MPV, RDW-CV, RDW-SD, Mentzer-index

WBC% is evaluated by instrument groups. It is possible to apply with the following instruments: *Diagon D-cell, Erba Elite, Horiba Nexsus, Mindray, Nihon Kohden, Orphee Mythic, Siemens Advia, Sysmex XT/XE/XS/XN*

Please specify the type of Mindray instrument. For e.g. Mindray BC 6200.

In case of Coulter and ABX, the special samples mean extra cost for the participants.

212. Blood smear analysis (with smear)

	3.	5.	9.	11.
Deadline of order	31.01.	31.03.	31.07.	30.09.
Start of the scheme - sample shipping	02.03.	25.05.	07.09.	09.11.
Deadline of result reporting	06.04.	23.06.	06.10.	08.12.
Deadline of evaluation publication	24.05.	06.09.	08.11.	01.03.

Survey samples:
2 blood smears, short case history

The content of the scheme:
Blood cell differentiation of leukocytes in %, morphology of erythrocytes, leucocytes and platelets. Probable diagnosis.

Additional information:
In this case, only physical smears are sent. Samples are not accessible with a virtual microscope.

212V. Blood smear analysis (with Virtual Microscopy)

	3.	5.	9.	11.
Deadline of order	31.01.	31.03.	31.07.	30.09.
Start of the scheme	02.03.	25.05.	07.09.	09.11.
Deadline of result reporting	06.04.	23.06.	06.10.	08.12.
Deadline of evaluation publication	24.05.	06.09.	08.11.	01.03.

Survey samples:
2 digital images, short case history

The content of the scheme:
Blood cell differentiation of leukocytes in %, morphology of erythrocytes, leucocytes and platelets. Probable diagnosis.

Additional information:
This scheme exclusively runs online through the **Virtual Microscopy program**, developed by QualiCont. This web application supports digital cell counting.

The program requires the following hardware, internet & software to run properly:
30 Mbit/s download speed;
10 Mbit/s upload speed;
Chrome 62+ (suggested), Firefox 56+, Safari 10+, Internet Explorer 11+, Edge 16+
system requirements in compliance with browser.

Remarks: however, the program may run by insufficient hardware conditions and by other browsers as well, but problems might occur in some functions. Before you start to develop your system, please try to use it with your present system and if you have any problem, please contact QualiCont for consultation, and thereafter carry out the necessary developments.

The images of smears can be still **viewed** on the Virtual microscope **after evaluation**.

215. Reticulocyte analysis I.

	3.	9.
Deadline of order	31.01.	31.07.
Start of the scheme - sample shipping	02.03.	07.09.
Deadline of result reporting	06.04.	06.10.
Deadline of evaluation publication	06.07.	06.01.

Survey samples:
2 blood smears for Microscopy analysis

Parameters:
Reticulocyte count (% and absolute value)

216. Reticulocyte analysis II. (A)

	3.	5.	9.	11.
Deadline of order	31.01.	31.03.	31.07.	30.09.
Start of the scheme - sample shipping	02.03.	25.05.	07.09.	09.11.
Deadline of result reporting	06.04.	23.06.	06.10.	08.12.
Deadline of evaluation publication	24.05.	06.09.	08.11.	01.03.

Survey samples: 2 whole blood sample for testing with instrument

Parameters:
Reticulocyte count (% and absolute value)
Mean reticulocyte hemoglobin content (calculated),
Immature platelet fraction (IPF), Immature reticulocyte fraction (IRF)

221. Haemostasis I. (A)

	1.	3.	5.	7.	9.	11.
Deadline of order	31.12.	31.01.	31.03.	31.03.	31.07.	30.09.
Start of the scheme - sample shipping	26.01.	02.03.	25.05.	25.05.	07.09.	09.11.
Deadline of result reporting	10.02.	19.03.	09.06.	21.07.	22.09.	24.11.
Deadline of evaluation publication	01.03.	13.04.	30.06.	11.08.	13.10.	15.12.

Survey samples:
2 samples, 1 ml lyophilized plasma each

Parameters:
Activated partial thromboplastin time (APTT), APTT rate, INR, Prothrombin time (PT)

222. Haemostasis II. (A)

	1.	3.	5.	7.	9.	11.
Deadline of order	31.12.	31.01.	31.03.	31.03.	31.07.	30.09.
Start of the scheme - sample shipping	26.01.	02.03.	25.05.	25.05.	07.09.	09.11.
Deadline of result reporting	10.02.	19.03.	09.06.	21.07.	22.09.	24.11.
Deadline of evaluation publication	01.03.	13.04.	30.06.	11.08.	13.10.	15.12.

Survey samples:
2 samples, 1 ml lyophilized plasma each

Parameters:
Fibrinogen, Thrombin time (TT), TT rate

221+222. Haemostasis I+II. (A)

	1.	3.	5.	7.	9.	11.
Deadline of order	31.12.	31.01.	31.03.	31.03.	31.07.	30.09.
Start of the scheme - sample shipping	26.01.	02.03.	25.05.	25.05.	07.09.	09.11.
Deadline of result reporting	10.02.	19.03.	09.06.	21.07.	22.09.	24.11.
Deadline of evaluation publication	01.03.	13.04.	30.06.	11.08.	13.10.	15.12.

Survey samples:
2 samples, 1 ml lyophilized plasma each

Parameters:
Activated partial thromboplastin time (APTT), APTT rate, Fibrinogen, INR, Prothrombin time (PT), Thrombin time (TT), TT rate

Additional information:
Combined order of scheme 221. and 222. enables favourable participation fee. In this case one set of samples is included for the two schemes, in which the parameters of both schemes are involved. The two schemes will be evaluated separately.

226. Haemostasis VI. (A)

	1.	3.	5.	7.	9.	11.
Deadline of order	31.12.	31.01.	31.03.	31.03.	31.07.	30.09.
Start of the scheme - sample shipping	26.01.	02.03.	25.05.	25.05.	07.09.	09.11.
Deadline of result reporting	10.02.	19.03.	09.06.	21.07.	22.09.	24.11.
Deadline of evaluation publication	01.03.	13.04.	30.06.	11.08.	13.10.	15.12.

Survey samples:
2 samples, 1 ml lyophilized plasma or 1.5 ml liquid sample each

Parameter: D-Dimer (quantitative)

Additional information:
The sample is suitable for measurements with POCT devices as well.

New

2126. Haemostasis I+II+VI. (A)

	1.	3.	5.	7.	9.	11.
Deadline of order	31.12.	31.01.	31.03.	31.03.	31.07.	30.09.
Start of the scheme - sample shipping	26.01.	02.03.	25.05.	25.05.	07.09.	09.11.
Deadline of result reporting	10.02.	19.03.	09.06.	21.07.	22.09.	24.11.
Deadline of evaluation publication	01.03.	13.04.	30.06.	11.08.	13.10.	15.12.

Survey samples:
2 samples, 1 ml lyophilized plasma each

Parameters:
Activated partial thromboplastin time (APTT), APTT rate, D-dimer, Fibrinogen, INR, Prothrombin time (PT), Thrombin time (TT), TT rate,

Additional information:
Combined order of scheme 221, 222 and 226 enables favourable participation fee. In this case one set of samples is included for the three schemes, in which the parameters of all three schemes are involved. The three schemes will be evaluated separately.

225. Haemostasis V. (A)

	3.	5.	9.	11.
Deadline of order	31.01.	31.03.	31.07.	30.09.
Start of the scheme - sample shipping	02.03.	25.05.	07.09.	09.11.
Deadline of result reporting	06.04.	23.06.	06.10.	08.12.
Deadline of evaluation publication	24.05.	06.09.	08.11.	01.03.

Survey samples:
2 samples, 1 ml lyophilized plasma each

Parameters:
Antithrombin III., Protein C, Protein S

231. Blood group serology (A)

	3.	5.	9.	11.
Deadline of order	31.01.	31.03.	31.08.	31.10.
Start of the scheme - sample shipping	22.02.	26.04.	27.09.	22.11.
Deadline of result reporting	19.03.	12.05.	13.10.	08.12.
Deadline of evaluation publication	23.04.	12.08.	19.11.	19.02.

Survey samples: 2 samples, 6 ml fresh human blood clotted in coagulation each

Parameters: AB0 blood grouping, Antibody identification, A-subclasses, Direct Coombs-testing, Irregular antibody screening, Kell antigen, Matrix, Rh-factor D, Rh-phenotyping

2311. Blood group serology (A) (1 sample/survey)

	3.	5.	9.	11.
Deadline of order	31.01.	31.03.	31.08.	31.10.
Start of the scheme - sample shipping	22.02.	26.04.	27.09.	22.11.
Deadline of result reporting	19.03.	12.05.	13.10.	08.12.
Deadline of evaluation publication	23.04.	12.08.	19.11.	19.02.

Survey samples: 1 sample, 6 ml fresh human blood clotted in coagulation

Parameters: AB0 blood grouping, Antibody identification, A-subclasses, Direct Coombs-testing, Irregular antibody screening, Kell antigen, Matrix, Rh-factor D, Rh-phenotyping

240. Sedimentation (A)

	1.	5.	9.	11.
Deadline of order	31.12.	31.03.	31.07.	30.09.
Start of the scheme - sample shipping	26.01.	25.05.	07.09.	09.11.
Deadline of result reporting	10.02.	23.06.	06.10.	08.12.
Deadline of evaluation publication	24.05.	06.09.	08.11.	25.01.

Survey samples:
2 blood samples, 9 ml each

Parameters:
Erythrocyte sedimentation

Additional information:
The sample is not suitable for the **ALIFAX** and **Mindray** analyzers.

2401. Sedimentation (A) (1 sample/survey)

	1.	5.	9.	11.
Deadline of order	31.12.	31.03.	31.07.	30.09.
Start of the scheme - sample shipping	26.01.	25.05.	07.09.	09.11.
Deadline of result reporting	10.02.	23.06.	06.10.	08.12.
Deadline of evaluation publication	24.05.	06.09.	08.11.	25.01.

Survey samples:
1 blood sample, 9 ml each

Parameters:
Erythrocyte sedimentation

Additional information:
The sample is not suitable for the **ALIFAX** and **Mindray** analyzers.

New

2401M. Sedimentation (Mindray) (A) (1 sample/survey)

	1.	5.	9.	11.
Deadline of order	31.12.	31.03.	31.07.	30.09.
Start of the scheme - sample shipping	26.01.	25.05.	07.09.	09.11.
Deadline of result reporting	10.02.	23.06.	06.10.	08.12.
Deadline of evaluation publication	24.05.	06.09.	08.11.	25.01.

Survey samples:
1 blood sample, 2.5 ml each

Parameters:
Erythrocyte sedimentation

Additional information:
The sample is suitable for measurement using Mindray instruments.

MOLECULAR BIOLOGY

Molecular genetics

New

749. Molecular genetics (FV-Leiden, FII g20210a, MTHFR)

	5.	11.
Deadline of order	31.03.	30.09.
Start of the scheme - sample shipping	26.05.	10.11.
Deadline of result reporting	09.06.	24.11.
Deadline of evaluation publication	02.09.	24.02.

Survey samples:
2 samples, 800 ng lyophilized DNA preparation each

The content of the scheme:
- FV-Leiden (F5, NM_000130.5:c.1601G>A, rs6025)
- FII g20210a (F2, NM_000506.5:c.*97G>A, rs1799963)
- MTHFR A1298C (MTHFR, NM_005957.5:c. 1286A>C, rs1801131)
- MTHFR C677T (MTHFR, NM_005957.5:c.665C>T, rs1801133)
- PAI-I 4G5G (SERPINE1, NM_000602.5:c.-820G[(4_5)], rs1799762)

MICROBIOLOGY/SEROLOGY

Bacteriology

411. Bacteriology (aerob) (A)

	3.	5.	9.	11.
Deadline of order	31.01.	31.03.	31.07.	30.09.
Start of the scheme - sample shipping	03.03.	26.05.	08.09.	10.11.
Deadline of result reporting	19.03.	09.06.	22.09.	24.11.
Deadline of evaluation publication	25.05.	07.09.	09.11.	02.03.

Survey samples:
2 samples, lyophilized bacterial culture or bacterial culture on transport medium

Task: Identification at species level of test strains and determination of antibiotic resistance/sensitivity. Interpretation of report towards the clinician, information about additional (e.g. epidemiological) tasks.

4111. Bacteriology (aerob) (A) (1 sample/survey)

	3.	5.	9.	11.
Deadline of order	31.01.	31.03.	31.07.	30.09.
Start of the scheme - sample shipping	03.03.	26.05.	08.09.	10.11.
Deadline of result reporting	19.03.	09.06.	22.09.	24.11.
Deadline of evaluation publication	25.05.	07.09.	09.11.	02.03.

Survey samples: 1 lyophilized bacterial culture or bacterial culture on transport medium

Task: Identification at species level of test strains and determination of antibiotic resistance/sensitivity. Interpretation of report towards the clinician, information about additional (e.g. epidemiological) tasks.

411Dk. Bacteriology (direct smear)

	3.	5.	9.	11.
Deadline of order	31.01.	31.03.	31.07.	30.09.
Start of the scheme	03.03.	26.05.	08.09.	10.11.
Deadline of result reporting	19.03.	09.06.	22.09.	24.11.
Deadline of evaluation publication	25.05.	07.09.	09.11.	02.03.

Survey samples:
1 digital direct smear (native dye preparation)

Task: Evaluation of the smear and interpretation for the clinician

4111. Bacteriology schemes by organ system (A)

Deadline of order	31.03.	
	5.	11.
Start of the scheme - sample shipping	26.05.	10.11.
Deadline of result reporting	09.06.	24.11.
Deadline of evaluation publication	02.09.	24.02.

Surveys:
4111-UX. Bacteriology – Urine (A)
4111-SX. Bacteriology – Stool (A)
4111-TS. Bacteriology – Throat swab (A)
4111-VC. Bacteriology – Vaginal culture (A)
4111-UC. Bacteriology – Urethral culture (A)
4111-EC. Bacteriology – Ear secretion (A)
4111-NS. Bacteriology – Nose secretion (A)
4111-EZ. Bacteriology – Eye secretion (A)
4111-PX. Bacteriology – Pus (A)
4111-SP. Bacteriology – Sputum (A)
4111-PL. Bacteriology – Punction liquid (A)
4111-BC. Bacteriology – Blood culture (A)

Survey samples:
1 sample, lyophilized bacterial culture or bacterial culture on transport medium

Task: Identification at species level of test strains and determination of antibiotic resistance/sensitivity.

Other information:
Participation is only possible during a complete, annual survey.
The surveys will only be organized if **at least five orders are received** for the given surveys.

413. Detection of bacteria from blood culture (A)

	3.	9.
Deadline of order	31.01.	31.07.
Start of the scheme - sample shipping	03.03.	08.09.
Deadline of result reporting	19.03.	22.09.
Deadline of evaluation publication	19.06.	22.12.

Survey samples:
2 samples, lyophilized bacterial cultures or bacterial culture on transport medium

Task: Identification at species level of test strains and determination of antibiotic sensitivity. Interpretation of report towards the clinician, information about additional tasks.

414. Detection of multiresistant pathogens (A)

	3.	9.
Deadline of order	31.01.	31.07.
Start of the scheme - sample shipping	03.03.	08.09.
Deadline of result reporting	19.03.	22.09.
Deadline of evaluation publication	19.06.	22.12.

Survey samples:
2 samples, lyophilized bacterial cultures or bacterial culture on transport medium

Task: Identification at species level of test strains and determination of antibiotic sensitivity. Identification of the multiresistant pathogen type (if found). Interpretation of report towards the clinician, information about additional tasks.

418. Detection of bacterial enteral pathogens (A)

	3.	9.
Deadline of order	31.01.	31.07.
Start of the scheme - sample shipping	03.03.	08.09.
Deadline of result reporting	19.03.	22.09.
Deadline of evaluation publication	19.06.	22.12.

Survey samples:
1 lyophilized aerob or anaerob bacterial culture or bacterial culture on transport medium

Task: Isolation and identification at species level of the enteric bacterial pathogen(s) responsible for the given enteric disease, based on professional guidelines, as well as determination of the antibiotic susceptibility if justified. Interpretation of report towards the clinician, information about additional (e.g. epidemiological) tasks. If no pathogenic bacteria are found in the sample, report what further tests you would ask for.

419. Detection of bacterial respiratory pathogens (A)

	3.	9.
Deadline of order	31.01.	31.07.
Start of the scheme - sample shipping	03.03.	08.09.
Deadline of result reporting	19.03.	22.09.
Deadline of evaluation publication	19.06.	22.12.

Survey samples:
1 sample, lyophilized bacterial culture or bacterial culture on transport medium

Task: Isolation and identification at species level of the bacterial respiratory pathogen(s) from the given – occasionally lower and upper respiratory – samples, which can be responsible for the given disease, based on the anamnestic data, as well as determination of the antibiotic susceptibility. Interpretation of report towards the clinician, information about additional (e.g. epidemiological) tasks. If no pathogenic bacteria are found in the sample, report what further tests you would ask for.

Mycology

412. Mycology (A)

	3.	5.	9.	11.
Deadline of order	31.01.	31.03.	31.07.	30.09.
Start of the scheme - sample shipping	03.03.	26.05.	08.09.	10.11.
Deadline of result reporting	19.03.	09.06.	22.09.	24.11.
Deadline of evaluation publication	25.05.	07.09.	09.11.	02.03.

Survey samples:
2 samples, lyophilized fungus culture or fungus culture on transport medium

Content of the scheme: Identification of strains involved in fungus infection and determination of antimycotic sensitivity according to the rules of the profession, in which case you would do so during routine diagnostics as well.

4121. Mycology (A) (1 sample/survey)

	3.	5.	9.	11.
Deadline of order	31.01.	31.03.	31.07.	30.09.
Start of the scheme - sample shipping	03.03.	26.05.	08.09.	10.11.
Deadline of result reporting	19.03.	09.06.	22.09.	24.11.
Deadline of evaluation publication	25.05.	07.09.	09.11.	02.03.

Survey samples:
1 sample, lyophilized fungus culture or fungus culture on transport medium

Content of the scheme: Identification of strains involved in fungus infection and determination of antimycotic sensitivity.

4121. Mycology schemes by organ system (A)

Deadline of order	31.03.	
	5.	11.
Start of the scheme - sample shipping	26.05.	10.11.
Deadline of result reporting	09.06.	24.11.
Deadline of evaluation publication	02.09.	24.02.

4121-UX. Mycology – Urine (A)
4121-SX. Mycology – Stool (A)
4121-TS. Mycology – Throat swab (A)
4121-VC. Mycology – Vaginal culture (A)
4121-UC. Mycology – Urethral culture (A)
4121-EC. Mycology – Ear secretion (A)
4121-NS. Mycology – Nose secretion (A)
4121-EZ. Mycology – Eye secretion (A)
4121-PX. Mycology – Pus (A)
4121-SP. Mycology – Sputum (A)
4121-PL. Mycology – Punction liquid (A)
4121-BC. Mycology – Blood culture (A)

Survey samples: 1 sample, lyophilized fungus culture or fungus culture on transport medium

Content of the scheme: Identification of strains involved in fungus infection and determination of antimycotic sensitivity by testing the specified antifungal agents.

Other information:
Participation is only possible during a complete, annual survey.
The surveys will only be organized if **at least five orders are received** for the given surveys.

Bacterial serology

334. Bacterial serology: Helicobacter pylori

	5.	11.
Deadline of order	31.03.	30.09.
Start of the scheme - sample shipping	26.05.	10.11.
Deadline of result reporting	09.06.	24.11.
Deadline of evaluation publication	02.09.	24.02.

Survey samples:
2 samples, 1 ml lyophilized sample each

The content of the scheme:
Detection of antibodies against *Helicobacter pylori* (IgA, IgG) with EIA and other serological methods.

Additional information: Qualitative results are evaluated in the scheme.

Virus serology

344. Virus serology: Hepatitis B-I. (A)

	3.	5.	9.	11.
Deadline of order	31.01.	31.03.	31.07.	30.09.
Start of the scheme - sample shipping	03.03.	26.05.	08.09.	10.11.
Deadline of result reporting	19.03.	09.06.	22.09.	24.11.
Deadline of evaluation publication	25.05.	07.09.	09.11.	02.03.

Survey samples, the content of the scheme:
4 samples, 1 ml lyophilized serum each:
- 2 samples: HbsAg, anti-HBcAg
- 2 samples: anti-HbsAg

The task is to interpret the measurement results.

Additional information: Qualitative results are evaluated in the scheme.

346. Virus serology: Hepatitis C (A)

	3.	5.	9.	11.
Deadline of order	31.01.	31.03.	31.07.	30.09.
Start of the scheme - sample shipping	03.03.	26.05.	08.09.	10.11.
Deadline of result reporting	19.03.	09.06.	22.09.	24.11.
Deadline of evaluation publication	25.05.	07.09.	09.11.	02.03.

Survey samples:
2 samples, 2 ml lyophilized serum each

The content of the scheme: Anti-HCV

The task is to interpret the measurement results.

Additional information: Qualitative results are evaluated in the scheme.

3456. Virus serology: Hepatitis panel+HIV (A)

	3.	5.	9.	11.
Deadline of order	31.01.	31.03.	31.07.	30.09.
Start of the scheme - sample shipping	03.03.	26.05.	08.09.	10.11.
Deadline of result reporting	19.03.	09.06.	22.09.	24.11.
Deadline of evaluation publication	25.05.	07.09.	09.11.	02.03.

Survey samples:
2 samples, 2 ml lyophilized serum each

The content of the scheme: Anti-HAV total, Anti-HbsAg, Anti-HbcAg, Anti-Hbe*, Anti-HCV, HIV 1/2 antibody*, p24 antigen*
* Non accredited parameter

The task is to interpret the measurement results.

Additional information: Qualitative results are evaluated in the scheme.

351. Virus serology: Cytomegalovirus (A)

	3.	5.	9.	11.
Deadline of order	31.01.	31.03.	31.07.	30.09.
Start of the scheme - sample shipping	03.03.	26.05.	08.09.	10.11.
Deadline of result reporting	19.03.	09.06.	22.09.	24.11.
Deadline of evaluation publication	25.05.	07.09.	09.11.	02.03.

Survey samples:
2 samples, 1 ml lyophilized serum each

The content of the scheme: Anti-CMV-IgG, Anti-CMV-IgM, Anti-CMV total, CMV-IgG avidity

The task is to interpret the measurement results.

Additional information: Qualitative results are evaluated in the scheme.

352. Virus serology: Epstein-Barr virus (A)

	3.	5.	9.	11.
Deadline of order	31.01.	31.03.	31.07.	30.09.
Start of the scheme - sample shipping	03.03.	26.05.	08.09.	10.11.
Deadline of result reporting	19.03.	09.06.	22.09.	24.11.
Deadline of evaluation publication	25.05.	07.09.	09.11.	02.03.

Survey samples:
2 samples, 1 ml lyophilized serum each

The content of the scheme:
Anti-EA-IgG, Anti-EA-IgM,
Anti-EBNA-IgG (total), Anti-EBNA-IgM,
Anti-EBV-IgG, Anti-EBV-IgM,
Anti-VCA-IgG, Anti-VCA-IgM,
Heterophile antibodies (Paul Bunnel)

The task is to interpret the measurement results.

Additional information: Qualitative results are evaluated in the scheme.

SARS-CoV-2 diagnostics

3400. Virus nucleic acid determination: SARS-CoV-2 (A)

	3.	5.	9.	11.
Deadline of order	31.01.	31.03.	31.07.	30.09.
Start of the scheme - sample shipping	03.03.	26.05.	08.09.	10.11.
Deadline of result reporting	19.03.	09.06.	22.09.	24.11.
Deadline of evaluation publication	25.05.	07.09.	09.11.	02.03.

Survey samples:
2 samples, 1 ml respiratory VTM sample each

The content of the scheme:
PCR (Polymerase Chain Reaction) and applying other nucleic acid amplification techniques (NAT) for qualitative determination of SARS-CoV-2 virus.

Additional information: Qualitative results are evaluated in the scheme.

The task is to interpret the measurement results.

Individual and special delivery: in a foam box with refrigerant, express delivery

3402. Virus serology: SARS-CoV-2 (A)

	3.	5.	9.	11.
Deadline of order	31.01.	31.03.	31.07.	30.09.
Start of the scheme - sample shipping	03.03.	26.05.	08.09.	10.11.
Deadline of result reporting	19.03.	09.06.	22.09.	24.11.
Deadline of evaluation publication	25.05.	07.09.	09.11.	02.03.

Survey samples:
2 samples, 1 ml serum each

The content of the scheme: SARS-CoV-2 antibody (IgG-, IgG-S, IgG-N, IgM, IgA, total antibody) determination (quantitative and/or qualitative) and interpretation of results.

Additional information: Qualitative results are evaluated in the scheme.

The task is to interpret the measurement results.

Individual and special delivery: in a foam box with refrigerant, express delivery

Infection serology

311. Infection serology: Lues serology (A)

	3.	5.	9.	11.
Deadline of order	31.01.	31.03.	31.07.	30.09.
Start of the scheme - sample shipping	03.03.	26.05.	08.09.	10.11.
Deadline of result reporting	19.03.	09.06.	22.09.	24.11.
Deadline of evaluation publication	25.05.	07.09.	09.11.	02.03.

Survey samples: 2 samples, serum each

The content of the scheme:
Antibodies against treponema pallidum: ELISA (polyvalent), ELISA-IgG, ELISA-IgM, FTA-Abs-IgG, FTA-Abs-IgM, Immunoblot-IgG, Immunoblot-IgM, TPHA, TPPA, CLMIA-IgG and IgM

Antibodies against nontreponemal antigen: VDRL, RPR

The task is to interpret the measurement results.

Additional information: Qualitative results are evaluated in the scheme. In case of RPR, VDRL, TPHA and TPPA, titre is evaluated.

3100. Complex Infection Serology

	3.	5.	9.	11.
Deadline of order	31.01.	31.03.	31.07.	30.09.
Start of the scheme - sample shipping	03.03.	26.05.	08.09.	10.11.
Deadline of result reporting	19.03.	09.06.	22.09.	24.11.
Deadline of evaluation publication	25.05.	07.09.	09.11.	02.03.

Survey samples:
2 samples, 1 ml liquid serum each

The content of the scheme: Cytomegalovirus (IgG and IgM, total antibody, avidity),
Epstein Barr Virus VCA IgG, EBV-EBNA-IgG,
Rubella Virus (IgG and IgM, total antibody),
Toxoplasma gondii (IgG and IgM, total antibody),
Treponema pallidum (Syphilis) (IgG+IgM)
Syphilis Rapid Plasma Reagin (RPR+titer)

The task is to interpret the measurement results.

Additional information: Qualitative results are evaluated in the scheme.

31001. Complex Infection Serology (1 sample/survey)

	3.	5.	9.	11.
Deadline of order	31.01.	31.03.	31.07.	30.09.
Start of the scheme - sample shipping	03.03.	26.05.	08.09.	10.11.
Deadline of result reporting	19.03.	09.06.	22.09.	24.11.
Deadline of evaluation publication	25.05.	07.09.	09.11.	02.03.

Survey samples:
1 sample, 1 ml liquid serum each

The content of the scheme: Cytomegalovirus (IgG and IgM, total antibody, avidity),
Epstein Barr Virus VCA IgG, EBV-EBNA-IgG,
Rubella Virus (IgG and IgM, total antibody),
Toxoplasma gondii (IgG and IgM, total antibody),
Treponema pallidum (Syphilis) (IgG+IgM)
Syphilis Rapid Plasma Reagin (RPR+titer)

The task is to interpret the measurement results.

Additional information: Qualitative results are evaluated in the scheme.

New

3149. Complex serology (Hepatitis panel, HIV + TORCH)

	3.	5.	9.	11.
Deadline of order	31.01.	31.03.	31.07.	30.09.
Start of the scheme - sample shipping	03.03.	26.05.	08.09.	10.11.
Deadline of result reporting	19.03.	09.06.	22.09.	24.11.
Deadline of evaluation publication	25.05.	07.09.	09.11.	02.03.

Survey samples:
Set of 4 samples,
2 samples, 2 ml lyophilized serum each: Hepatitis panel + HIV
2 samples, 2 ml liquid sample each: TORCH

Parameters:
Hepatitis panel+HIV: HAV, Anti-HbsAg, Anti-HbcAg, Anti-Hbe, Hbe-Ag, HbsAg, Anti-HCV
HIV 1/2 antibody/HIV-1 p24 antigen

TORCH: Anti-Toxoplasma gondii (IgG and IgM)
Anti-Rubella (IgG and IgM)
Anti-CMV (IgG and IgM)
Treponema pallidum (Syphilis) (IgG+IgM)

Additional information:
Only the qualitative results are evaluated in the scheme.

Parasitology

452. Parasite serology: Toxoplasma gondii

	3.	5.	9.	11.
Deadline of order	31.01.	31.03.	31.07.	30.09.
Start of the scheme - sample shipping	03.03.	26.05.	08.09.	10.11.
Deadline of result reporting	19.03.	09.06.	22.09.	24.11.
Deadline of evaluation publication	25.05.	07.09.	09.11.	02.03.

Survey samples:
2 samples, 1 ml lyophilized or liquid serum each

The content of the scheme:
Toxoplasmosis (IgG, IgM, IgA, polyvalent, avidity, Toxoplasma gondii interpretation)

Additional information: Qualitative results are evaluated in the scheme.

The task is to interpret the measurement results.

PATHOLOGY

Shipment of surveys:					
		3.	5.	9.	11.
501	Histotechnology	•	•	•	•
502	Immunhistochemistry	•	•	•	•
503	Diagnostics of cervical cytology	•	•	•	•
505	Diagnostic cytology		•		•

501. Histotechnology

Unstained paraffin slides are sent to the participants.

Task: routine staining and detection of immunohistochemical marker molecules on the—distributed (*2-2 unstained slides per test/per survey*) and in-house created slides.

Reporting of results: the technical details of the stained sections and the methods are to be sent **online**.

The stained slides must be sent back physically to QualiCont!

The evaluations and the Certificates are available online, too.

Please note that no Certificate of Performance is issued for this program.

The following slides are sent in each survey:

HT/01 – Required sample in every survey
Haematoxylin-eosin stain – **in-house**
(Slide taken from the archive, registered on the number given by QualiCont.)

HT/02 – Slides provided by QualiCont in every survey
Haematoxylin-eosin stain – **QualiCont**
(Slide sent by QualiCont.)

HT/03 – Slides provided by QualiCont, various stains in every survey
Special-stain – **QualiCont**
(1 from the list below)

- PAS
- Reticulin
- Elastic fibers
- Trichrome
- Amyloid
- Gram
- Giemsa
- Berlin-blue
- Ziehl-Neelsen
- Grocott

502. Immunhistochemistry

Unstained paraffin slides are sent to the participants.

Task: routine staining and detection of immunohistochemical marker molecules on the—distributed (*2-2 unstained slides per test/per survey*) and in-house created slides.

Reporting of results: the technical details of the stained sections and the methods are to be sent **online**.

The stained slides must be sent back physically to QualiCont!

The evaluations and the Certificates are available online, too.

Please note that no Certificate of Performance is issued for this program.

The following slides are sent in each survey:

IHC/1
Repeated marker through 4 consecutive surveys
Immunhistochemical reaction – **QualiCont**
(Slide sent by QualiCont.)

IHC/2
Repeated marker through 4 consecutive surveys
Immunhistochemical reaction – **In-house**
(Own slide.)

IHC/1-2 *(1 from the list below):*

- Epithelial-marker
- Muscle-marker
- Endothelial-marker
- Leukocyte-marker
- Proliferation marker
- Hormone receptor (ER)
- Her-2 oncoprotein

IHC/3 – Various markers by QualiCont in every survey
Immunhistochemical reaction – **QualiCont**
(Slide sent by QualiCont.)

IHC/4 – Various markers by QualiCont in every survey
Immunhistochemical reaction – **In-house**
(Own slide.)

IHC/3-4 *(1 from the list above or below):*
Immunhistochemistrical reaction – **QualiCont**

- Hormone receptor (PgR)
- B-lymphocyte
- T-lymphocyte
- Hodgkin-lymphoma
- Prostate-epithelial marker
- Melanoma-marker
- Endocrine marker
- Mesothelioma-marker

Evaluation of slides:

Four independent assessors using a consultation microscope evaluate the slides without influencing each other.

Score: 1-5 (*not acceptable – excellent*)
In case of 3 or lower score, critical remark is given, which refers to the nature of the error, or its probable cause.
Archiving: database management program

Processing: technical details of staining methods, evaluation data, remarks

Feedback: evaluation sheets, diagrams, statistical analysis

500. Histotechnology and Immunhistochemistry together

Combined order of the schemes enables favourable participation fee.

503. Diagnostics of cervical cytology

All smears are available for participants only in digital form.

a. Conventional smear

5 healthy and abnormal conventional smears per survey from routine cytology cases, stained according to Papanicolaou.
Evaluation according to the Bethesda 2014 classification system via QualiCont's online 'Pathology Program'.
After the evaluation, it is possible to review the annotated smears from the reference laboratory on the QualiCont site.
A Certificate of participation is issued by QualiCont.

b. LBC (liquid based sample) ThinPrep smear

5 healthy and abnormal conventional LBC smears per survey from routine cytology cases, stained according to Papanicolaou.
Evaluation according to the Bethesda 2014 classification system via QualiCont's online 'Pathology Program'.
After the evaluation, it is possible to review the annotated smears from the reference laboratory on the QualiCont site.
A Certificate of participation is issued by QualiCont.

c. Conventional and LBC smear

It is possible to evaluate both conventional and liquid-based (LBC) smears according to the practice of the laboratory.

504. Histotechnology, Immunhistochemistry and Diagnostics of cervical cytology together

Combined order of the schemes enables favourable participation fee.

505. Diagnostic cytology

5 Giemsa or HE stained slides are sent in each survey on the field of diagnostic cytology (Thyreoid, urine, breast etc.)

The evaluations of the healthy and pathological slides from routine cytological cases are performed through the QualiCont online 'Pathology web application' according to the topical finding system.

All of the slides are available only in digital format.

All participants receive a certificate of participation by QualiCont.

AUTOIMMUNE SEROLOGY

These schemes can be ordered only for the whole year!

251. Antinuclear antibodies (ANA, anti-ENA, anti-dsDNA)

	5.	11.
Deadline of order	31.03.	30.09.
Start of the scheme - sample shipping	26.05.	10.11.
Deadline of result reporting	23.06.	08.12.
Deadline of evaluation publication	23.09.	08.03.

Clinical applicability: Diagnostics and monitoring of systemic autoimmune diseases (ANA)

Survey samples: 2 samples, 0.5 ml lyophilized serum/plasma each

The content of the scheme:
Antinuclear antibody (ANA),
ENA differentiation: Anti-U1-snRNP (anti-RNP-70), Anti-Sm, Anti-Sm-RNP, Anti-SS-A (Ro52), Anti-SS-A (Ro60), Anti-SS-A (total), Anti-SS-B, Anti-Topoisomerase I (anti-Scl 70), Anti-His-tRNA-Synthetase (anti-Jo1), CENP B, ENA screen, Anti-ds-DNA
Fluorescence pattern: Hep-2/2000/2010 fluorescence pattern

Additional information: Qualitative results are evaluated in the scheme.

253. Liverspecific autoantibodies/ Antibodies against GBM

	5.	11.
Deadline of order	31.03.	30.09.
Start of the scheme - sample shipping	26.05.	10.11.
Deadline of result reporting	23.06.	08.12.
Deadline of evaluation publication	23.09.	08.03.

Clinical applicability: Diagnostics and monitoring of autoimmune hepatic syndromes and autoimmune Glomerulopathies

Survey samples: 2 samples, 0.5 ml lyophilized serum/plasma each

The content of the scheme:
Anti GBM, Antibodies against LKM-1 (liver-kidney-microso-mes), Antibodies against mitochondria (AMA, AMA-M2), Antibodies against smooth muscles (SMA)

Additional information: Qualitative results are evaluated in the scheme.

257. ANCA

	5.	11.
Deadline of order	31.03.	30.09.
Start of the scheme - sample shipping	26.05.	10.11.
Deadline of result reporting	23.06.	08.12.
Deadline of evaluation publication	23.09.	08.03.

Clinical applicability:
Diagnostics and monitoring of Vasculitis

Survey samples: 2 samples, 0.5 ml lyophilized serum/plasma each

The content of the scheme:
Anti Pr-3, Anti MPO, cANCA (IIFT), pANCA (IIFT), atypical ANCA (IIFT), ANCA screen

Additional information: Qualitative results are evaluated in the scheme.

265. Neurological autoantibodies (onco-neural)

	5.	11.
Deadline of order	31.03.	30.09.
Start of the scheme - sample shipping	26.05.	10.11.
Deadline of result reporting	23.06.	08.12.
Deadline of evaluation publication	23.09.	08.03.

Clinical applicability: Diagnostics and monitoring of Paraneoplastic Neuropathies

Survey samples: 2 samples, 0.5 ml lyophilized serum/plasma each

The content of the scheme:
Onco-neural antibodies: Anti-Hu, Anti-Ri, Anti-Yo

Additional information: Qualitative results are evaluated in the scheme.

271. Coeliac disease antibodies

	5.	11.
Deadline of order	31.03.	30.09.
Start of the scheme - sample shipping	26.05.	10.11.
Deadline of result reporting	23.06.	08.12.
Deadline of evaluation publication	23.09.	08.03.

Clinical applicability:
Diagnostics and monitoring of Gluten-Sensitive Enteropathies

Survey samples: 2 samples, 0.5 ml lyophilized serum/plasma each

Content of the scheme: Anti-endomysium IgA (IIFT), Anti-endomysium IgG (IIFT), Anti-transglutaminase IgA, Anti-transglutaminase IgG, Anti-DGP IgA, Anti-DGP IgG

Additional information: Qualitative results are evaluated in the scheme.

273. Rheumatoid factor + CCP

	5.	11.
Deadline of order	31.03.	30.09.
Start of the scheme - sample shipping	26.05.	10.11.
Deadline of result reporting	23.06.	08.12.
Deadline of evaluation publication	23.09.	08.03.

Clinical applicability:
Diagnostics and monitoring of Rheumatoid Arthritis

Survey samples:
2 samples, 0.5 ml lyophilized serum each

Content of the scheme:
Rheumatoid factor (IgM, IgG, IgA),
CCP (Cyclic Citrulline Peptide),
MCV (Mutated Citrullinated Vimentin)

Additional information: Qualitative results are evaluated in the scheme.

275. Antiphospholipid autoantibodies

	5.	11.
Deadline of order	31.03.	30.09.
Start of the scheme - sample shipping	26.05.	10.11.
Deadline of result reporting	23.06.	08.12.
Deadline of evaluation publication	23.09.	08.03.

Clinical applicability: Diagnostics and monitoring of Antiphospholipid Syndrome

Survey samples: 2 samples, 0.5 ml lyophilized serum/plasma each

The content of the scheme:
Cardiolipin IgG and IgM,
Beta2-glycoprotein I. IgG and IgM

Additional information: Qualitative results are evaluated in the scheme.

I N D E X

Analytes	Scheme no. - Page
1,25-(OH)2-Vitamin D	293 - 29.
11-nor-delta-9-THC-carbonic acid (qualitative and quantitative)	178 - 31.
17-alpha-hydroxyprogesterone	199 - 28.
25-OH-Vitamin D	199 - 28. | 293 - 29.
6-acetylmorphine (qualitative and quantitative)	178 - 31.
A-subclasses	231 - 36. | 2311 - 36.
AB0 blood grouping	231 - 36. | 2311 - 36.
ACR (urine albumin-to-creatinine ratio)	173 - 31.
ACTH	203 - 28.
Activated partial thromboplastin time / APTT	221 - 35. | 221+222 - 35. | 2126 - 36.
AFP / Alpha1-fetoprotein	199 - 28. | 292 - 29. | 298 - 29.
Albumin (chemistry)	1001 - 24. | 1001A - 25. | 100 - 25. | 141 - 26. | 241 - 28.
Albumin (electrophoretic / elpho)	1001 - 24. | 1001A - 25. | 100 - 25. | 141 - 26.
Alder pollen, speckled (t02)	720 - 26.
Aldosterone	199 - 28.
Alkaline phosphatase	1001 - 24. | 1001A - 25. | 100 - 25.
Allergen-specific IgE	720 - 26.
Alpha1-antitrypsin	241 - 28.
Alpha1-fetoprotein / AFP	199 - 28. | 292 - 29. | 298 - 29.
Alpha1-globulins	141 - 26.
Alpha1-glycoprotein	241 - 28.
Alpha2-globulins	141 - 26.
Alpha2-macroglobulin	241 - 28.
Alpha-amylase	1001 - 24. | 1001A - 25. | 100 - 25. | 173 - 31.
AMA, AMA-M2 / antibodies against mitochondria	253 - 45.
AMH (Anti-Müllerian hormone)	199 - 28. | 298 - 29.
Amikacin	195 - 28.
Ammonia	780 - 30. | 801 - 30.
Amphetamine (qualitative and quantitative)	178 - 31.
ANA / Antinuclear antibody	251 - 45.
ANCA screen	257 - 45.
Androstenedione	199 - 28.
Antibody against Rubella virus (IgG and IgM)	3100 - 42. | 31001 - 42.
Antibody identification	231 - 36. | 2311 - 36.
Anti-CMV (IgG, IgM)	351 - 41. | 3100 - 42. | 31001 - 42. | 3149 - 42.
Anti-CMV total	351 - 41.
Anti-DGP IgA, IgG	271 - 45.
Anti-ds-DNA	251 - 45.
Anti-EA-IgG	352 - 41.
Anti-EA-IgM	352 - 41.
Anti-EBNA-IgG (total)	352 - 41. | 3100 - 42. | 31001 - 42.
Anti-EBNA-IgM	352 - 41.
Anti-EBV-IgG	352 - 41.

Analytes	Scheme no. - Page
Anti-EBV-IgM	3100 - 42. | 31001 - 42.
Anti-endomysium IgA, IgG	271 - 45.
Anti GBM	253 - 45.
Anti-HAV (IgG, IgM, total)	3456 - 40. | 3149 - 42.
Anti-HBcAg	344 - 40. | 3456 - 40. | 3149 - 42.
Anti-Hbe	3456 - 40. | 3149 - 42.
Anti-HbsAg	344 - 40. | 3456 - 40. | 3149 - 42.
Anti-HCV	346 - 40. | 3456 - 40. | 3149 - 42.
Anti-His-tRNA-Synthetase / Anti-Jo1	251 - 45.
Anti-Jo1 / Anti-His-tRNA-Synthetase	251 - 45.
Anti MPO	257 - 45.
Anti-Müllerian hormone (AMH)	199 - 28. | 298 - 29.
Antinuclear antibody / ANA	251 - 45.
Anti Pr-3	257 - 45.
Anti-RNP-70 / Anti-U1-snRNP	251 - 45.
Anti-Rubella (IgG and IgM)	3149 - 42.
Anti-Scl 70 / Anti-Topoisomerase I	251 - 45.
Anti-Sm	251 - 45.
Anti-Sm-RNP	251 - 45.
Anti-SS-A (Ro52, Ro60, total)	251 - 45.
Anti-SS-B	251 - 45.
Anti-TG / Anti-thyreoglobulin (qualitative)	295 - 29.
Anti-TG / Anti-thyreoglobulin (quantitative)	199 - 28. | 293 - 29. | 295 - 29.
Antithrombin III.	225 - 36.
Anti-thyreoglobulin / Anti-TG (qualitative)	295 - 29.
Anti-thyreoglobulin / Anti-TG (quantitative)	199 - 28. | 293 - 29. | 295 - 29.
Anti-thyreoperoxidase / Anti-TPO (qualitative)	295 - 29.
Anti-thyreoperoxidase / Anti-TPO (quantitative)	199 - 28. | 293 - 29. | 295 - 29.
Anti-Topoisomerase I / Anti-Scl 70	251 - 45.
Anti-Toxoplasma gondii (IgG, IgM)	3149 - 42.
Anti-TPO / Anti-thyreoperoxidase (qualitative)	295 - 29.
Anti-TPO / Anti-thyreoperoxidase (quantitative)	199 - 28. | 293 - 29. | 295 - 29.
Anti-transglutaminase IgA, IgG	271 - 45.
Anti-U1-snRNP / anti-RNP-70	251 - 45.
Anti-VCA-IgG	352 - 41.
Anti-VCA-IgM	352 - 41.
Apolipoprotein A1	151 - 26. | 1001 - 24.
Apolipoprotein B	151 - 26. | 1001 - 24.
Apple (f49)	720 - 26.
APTT / Activated partial thromboplastin time	221 - 35. | 221+222 - 35. | 2126 - 36.
APTT rate	221 - 35. | 221+222 - 35. | 2126 - 36.
Ascorbic acid (qualitative)	171 - 31.
ASO / O-Streptolysin (qualitative)	241 - 28. | 321 - 30.
ASO / O-Streptolysin (quantitative)	1001 - 24. | 241 - 28. | 321 - 30.
Atypical ANCA (IIFT)	257 - 45.

Analytes	Scheme no. - Page
Bacterial enteric pathogens detection	418 - 39.
Bacterial respiratory pathogens detection	419 - 39.
Bacteriology – Detection from blood culture	413 - 38.
Bacteriology – Direct smear	411Dk - 38.
Bacteriology – Identification of test strains	411 - 38. | 4111 - 38. | 413 - 38. | 414 - 39. | 418 - 39. | 419 - 39.
Bacterium in the sediment (qualitative)	171 - 31. | 172 - 31.
BAP / Bone-specific alkaline phosphatase	302 - 29.
BAP mass / Bone-specific alkaline phosphatase mass	302 - 29.
Barbiturate-Phenobarbital (qualitative and quantitative)	178 - 31.
Barley pollen (g201)	720 - 26.
Basophil granulocytes	613S - 34.
Bee venom (i01)	720 - 26.
Benzodiazepin-lorazepam (qualitative and quantitative)	178 - 31.
Benzoylecgonine (qualitative and quantitative)	178 - 31.
Beta2-microglobulin	199 - 28. | 241 - 28. | 292 - 29.
Beta2-glycoprotein I (IgG, IgM) antibodies	275 - 46.
Beta-globulins	141 - 26.
Beta-HCG	199 - 28. | 292 - 29.
Bicarbonate	1001 - 24. | 1001A - 25. | 100 - 25. | 161 - 32.
Bile acids	1001 - 24. | 1001A - 25. | 100 - 25.
Bilirubin (direct)	1001 - 24. | 1001A - 25. | 100 - 25.
Bilirubin, neonatal	110 - 26.
Bilirubin (total) (qualitative)	1001 - 24. | 1001A - 25. | 100 - 25. | 171 - 31.
Birch (t03)	720 - 26.
Blood cell differentiation of leukocytes in %	212 - 34.
BNP	199 - 28. | 760 - 27. | 762 - 33.
Bone-specific alkaline phosphatase / BAP	302 - 29.
Bone-specific alkaline phosphatase mass / BAP mass	302 - 29.
Buprenorphine (qualitative and quantitative)	178 - 31.
C3 complement	241 - 28.
C4 complement	241 - 28.
CA 125	199 - 28. | 292 - 29.
CA 15-3	199 - 28. | 292 - 29.
CA 19-9	199 - 28. | 292 - 29.
CA 72-4	292 - 29.
Caffeine	195 - 28.
Calcitonin	203 - 28.
Calcium	1001 - 24. | 1001A - 25. | 100 - 25. | 173 - 31.
Calcium, ionized	161 - 32.
Calprotectin (quantitative and qualitative)	130 - 26.
cANCA (IIFT)	257 - 45.
Carbamazepine	195 - 28.
Cardiolipin (IgM, IgG) antibodies against	275 - 46.
Carrot (f31)	720 - 26.
Casts (on the whole field)	172 - 31.
Cat dander (e01)	720 - 26.

Analytes	Scheme no. - Page
CCP / Cyclic Citrulline Peptide	273 - 46.
CEA	199 - 28. | 292 - 29.
CENP-B	251 - 45.
Chloride	1001 - 24. | 1001A - 25. | 100 - 25. | 161 - 32. | 173 - 31.
Cholesterol	1001 - 24. | 1001A - 25. | 100 - 25. | 151 - 26.
Cholinesterase (ChE)	1001 - 24. | 1001A - 25. | 100 - 25.
CK	1001 - 24. | 1001A - 25. | 100 - 25. | 760 - 27.
CK-MB	199 - 28. | 760 - 27. | 762 - 33.
CK-MB Mass	199 - 28. | 760 - 27. | 762 - 33.
CK Total	760 - 27.
Clostridium difficile GDH antigen	328 - 33.
Clostridium difficile Toxin A / A+B / B	328 - 33.
CMV antibody against (IgG and IgM)	3100 - 42. | 31001 - 42. | 3149 - 42.
CMV IgG avidity	351 - 41.
Cobalamine (Vitamin B12)	199 - 28. | 202 - 28.
Cocaine (qualitative and quantitative)	178 - 31.
Coeliac disease antibodies	271 - 45.
Coeruloplasmin	241 - 28.
Concentration of Hb in reticulocytes	216 - 35.
Copper	1001 - 24. | 1001A - 25. | 100 - 25.
Cortisol	199 - 28.
C-Peptide	199 - 28. | 293 - 29.
C-reactive protein / CRP (qualitative)	241 - 28. | 322 - 30. | 326 - 32.
C-reactive protein / CRP (quantitative)	1001 - 24. | 244 - 27. | 241 - 28. | 322 - 30. | 326 - 32.
Creatinine	1001 - 24. | 1001A - 25. | 100 - 25. | 173 - 31.
CrossLaps / CTx	302 - 29.
CRP / C-reactive protein (qualitative)	241 - 28. | 322 - 30. | 326 - 32.
CRP / C-reactive protein (quantitative)	1001 - 24. | 244 - 27. | 241 - 28. | 322 - 30. | 326 - 32.
CRP (high sensitive, hs) / High sensitive CRP / hsCRP	244 - 27. | 762 - 33.
Crystals in the sediment (qualitative)	171 - 31. | 172 - 31.
CTx / CrossLaps	302 - 29.
Cyclic Citrulline Peptide / CCP	273 - 46.
Cyclosporin	195 - 28.
Cyfra 21-1	292 - 29.
Cylinders in the sediment (qualitative)	171 - 31.
Cylindroid, pseudocylinder	172 - 31.
Cytomegalovirus (IgG, IgM)	351 - 41. | 3100 - 42. | 31001 - 42. | 3149 - 42.
D-Dimer (quantitative)	762 - 33. | 226 - 36. | 2126 - 36.
Detection of bacterial enteral pathogens	418 - 39.
Detection of bacterial respiratory pathogens	419 - 39.
DGP IgA, IgG	271 - 45.
DHEA-S	199 - 28.
Diagnosis and haematological deviations (code)	212 - 34. | 212V - 34.
Digoxin	195 - 28. | 199 - 28.
Direct Coombs-testing	231 - 36. | 2311 - 36.
Ds-DNA antibody	251 - 45.

Analytes	Scheme no. - Page
Dust mite (d01)	720 - 26.
EBV-EBNA-IgG	352 - 41. | 3100 - 42. | 31001 - 42.
EBV-EBNA-IgM	352 - 41.
EBV-VCA-IgG	352 - 41. | 3100 - 42. | 31001 - 42.
EBV-VCA-IgM	352 - 41.
EDDP (qualitative and quantitative)	178 - 31.
eGFR	100eGFR - 25.
Elastase pancreatic (quantitative and qualitative)	130 - 26.
ENA differentiation	251 - 45.
ENA screen	251 - 45.
Endomysium IgA, IgG antibodies against	271 - 45.
Enteric bacterial pathogens detection	418 - 39.
Eosinophil granulocytes	613S - 34.
Epithelial cells in the sediment (qualitative)	171 - 31. | 172 - 31.
EPO	199 - 28.
Epstein Barr Virus antibody against (IgG)	352 - 41. | 3100 - 42. | 31001 - 42.
Epstein Barr Virus antibody against (IgM)	352 - 41.
Epstein Barr Virus EBNA IgG	352 - 41. | 3100 - 42. | 31001 - 42.
Epstein Barr Virus VCA IgG	352 - 41. | 3100 - 42. | 31001 - 42.
Erythrocyte / RBC in the sediment (qualitative)	171 - 31.
Erythrocyte / RBC morphology	212 - 34. | 212V - 34.
Erythrocyte / RBC (qualitative)	171 - 31. | 211 - 34. | 613S - 34.
Erythrocyte / RBC sedimentation	240 - 36. | 2401 - 37. | 2401M - 37.
Estradiol	199 - 28.
Estriol (free)	298 - 29.
Ethanol	700 - 30. | 780 - 30.
Ethosuximide	195 - 28.
Extasy / MDMA (qualitative and quantitative)	178 - 31.
Extractable nuclear antigens (ENA)	251 - 45.
Fats (isolated lipid, oval fat body, etc.) in the sediment	172 - 31.
Ferritin	199 - 28. | 241 - 28. | 202 - 28.
Fibrinogen	222 - 35. | 221+222 - 35. | 2126 - 36.
FII g20210a (F2, NM_000506.5:c.*97G>A, rs1799963)	749 - 37.
Fluorescence pattern: Hep-2/2000/2010	251 - 45.
Folic acid	199 - 28. | 202 - 28.
Free beta-chain hCG	298 - 29.
Free light chains type kappa	243 - 29.
Free light chains type lambda	243 - 29.
Free PSA	199 - 28. | 292 - 29.
Free T3 / FT3	199 - 28. | 294 - 29.
Free T4 / FT4	199 - 28. | 294 - 29.
Fructosamine	146 - 27.
FSH	199 - 28. | 202 - 28.
Fungus strain identification	412 - 39. | 4121 - 39.
FV-Leiden (F5, NM_000130.5:c.1601G>A, rs6025)	749 - 37.

Analytes	Scheme no. - Page
Gamma-globulins (elpho)	1001 - 24. | 1001A - 25. | 100 - 25. | 141 - 26.
Gamma-GT	1001 - 24. | 1001A - 25. | 100 - 25.
Gammopathies	243 - 29.
GDH antigen	328 - 33.
Gentamicin	195 - 28.
GLDH	1001 - 24. | 1001A - 25. | 100 - 25.
Glomerulal basement membrane (GBM) antibodies	253 - 45.
Glucose	1001 - 24. | 1001A - 25. | 100 - 25. | 173 - 31. | 161 - 32. | 800 - 33.
Glucose (qualitative)	171 - 31.
GOT/ASAT	1001 - 24. | 1001A - 25. | 100 - 25.
GPT/ALAT	1001 - 24. | 1001A - 25. | 100 - 25.
Gravity, specific	171 - 31.
Haematocrit (centrifugated, PCV)	211 - 34.
Haematocrit (electronic)	211 - 34. | 613S - 34.
Haemoglobin (qualitative)	131 - 26.
Haemoglobin (quantitative)	131 - 26. | 211 - 34. | 613S - 34.
Haemoglobin A_1	145 - 27. | 1451 - 25.
Haemoglobin A_{1c}	145 - 27. | 1451 - 25. | 147 - 32.
Haemoglobin A_2	148 - 27. | 1481 - 25.
Haemoglobin C	148 - 27. | 1481 - 25.
Haemoglobin F	148 - 27. | 1481 - 25.
Haemoglobin S	148 - 27. | 1481 - 25.
Haptoglobin	241 - 28.
HAV antibody	3149 - 42.
Hazelnut tree pollen (t04)	720 - 26.
HbcAg	344 - 40. | 3456 - 40. | 3149 - 42.
HbsAg	344 - 40. | 3456 - 40. | 3149 - 42.
hCG	199 - 28. | 292 - 29. | 298 - 29.
hCG (free beta-chain)	298 - 29.
hCG (qualitative)	171 - 31.
HDL Cholesterol	1001 - 24. | 1001A - 25. | 100 - 25. | 151 - 26.
HE4	199 - 28. | 292 - 29.
Helicobacter pylori antibodies – IgA, IgG	334 - 40.
Hemopexin	241 - 28.
Hep-2/2000/2010 fluorescence pattern	251 - 45.
Hepatitis A antibody	3149 - 42.
Hepatitis B antibodies & antigens	344 - 40. | 3149 - 42.
Hepatitis C antibody	346 - 40. | 3149 - 42.
HER2	292 - 29.
Heterophile antibodies (Paul Bunnel)	352 - 41.
hGH	199 - 28. | 202 - 28.
High sensitive CRP	244 - 27. | 762 - 33.
HIV 1/2 antibody	3456 - 40. | 3149 - 42.
Homocysteine	199 - 28. | 760 - 27.
Horse dander (e03)	720 - 26.
hs-CRP	244 - 27. | 762 - 33.

Analytes	Scheme no. - Page
Hu antibody	265 - 45.
IgA	1001 - 24. | 1001A - 25. | 100 - 25. | 241 - 28. | 243 - 29.
IgE, allergen-specific	720 - 26.
IgE (qualitative)	241 - 28.
IgE (quantitative)	1001 - 24. | 199 - 28. | 241 - 28.
IgE, total / Total IgE	720 - 26.
IGFBP-3	202 - 28.
IgF-I / Insulin Like Growth Factor 1	199 - 28. | 202 - 28. | 293 - 29.
IgG	1001 - 24. | 1001A - 25. | 100 - 25. | 241 - 28. | 243 - 29.
IgM	1001 - 24. | 1001A - 25. | 100 - 25. | 241 - 28. | 243 - 29.
Immature platelet fraction / IPF	216 - 35.
Immature reticulocyte fraction / IRF	216 - 35.
Inorganic phosphate	1001 - 24. | 1001A - 25. | 100 - 25.
INR	286 - 32. | 221 - 35. | 221+222 - 35. | 2126 - 36.
Insulin	199 - 28. | 202 - 28. | 293 - 29.
Insulin Like Growth Factor 1 / IGF-I	199 - 28. | 202 - 28. | 293 - 29.
Interleukin-1 beta	765 - 30.
Interleukin-6	765 - 30.
Interleukin-8	765 - 30.
Interleukin-10	765 - 30.
Interpretation	148 - 27. | 1481 - 25. | 171 - 31. | 173 - 31. | 295 - 29.
„	321 - 30. | 322 - 30. | 323 - 30. | 328 - 33.
„	334 - 40. | 344 - 40. | 3456 - 40. | 346 - 40. | 351 - 41. | 352 - 41.
„	3100 - 42. | 31001 - 42. | 311 - 41. | 3400 - 41. | 3402 - 41.
„	411 - 38. | 4111 - 38. | 411Dk - 38. | 413 - 38. | 414 - 39.
„	418 - 39. | 419 - 39. | 452 - 42. | 251-275 - 45-46.
Ionized calcium	1001 - 24. | 161 - 32.
IPF / Immature platelet fraction	216 - 35.
IRF / Immature reticulocyte fraction	216 - 35.
Iron	1001 - 24. | 1001A - 25. | 100 - 25.
Irregular antibody screening	231 - 36. | 2311 - 36.
Jo-1 antibodies against	251 - 45.
Kappa/lambda (ratio)	243 - 29.
Kell antigen	231 - 36. | 2311 - 36.
Ketone bodies (qualitative)	171 - 31.
Lactate	1001 - 24. | 1001A - 25. | 100 - 25. | 161 - 32.
LAP	1001A - 25. | 100 - 25.
LBP / Lipopolysaccharide binding protein	765 - 30.
LDH	1001 - 24. | 1001A - 25. | 100 - 25.
LDL Cholesterol	1001 - 24. | 151 - 26.
Leucocyte types in % and absolute value	212 - 34. | 212V - 34. | 613S - 34.
Leucocyte / WBC differentiation	212 - 34. | 212V - 34.
Leucocytes / WBC in the sediment (qualitative)	171 - 31.

Analytes	Scheme no. - Page
Leucocyte / WBC morphology	212 - 34. | 212V - 34.
Leucocytes / WBC (qualitative)	171 - 31. | 211 - 34. | 613S - 34.
LH	199 - 28. | 202 - 28.
Lipase	1001 - 24. | 1001A - 25. | 100 - 25.
Liver-kidney-microsomes / LKM-1 antibody	253 - 45.
Lipopolysaccharide binding protein / LBP	765 - 30.
Lithium	1001 - 24. | 1001A - 25. | 100 - 25. | 195 - 28.
LKM-1 / liver-kidney-microsomes antibody	253 - 45.
Lp(a)	151 - 26.
LSD (qualitative and quantitative)	178 - 31.
Lymphocytes	613S - 34.
Magnesium	1001 - 24. | 1001A - 25. | 100 - 25. | 161 - 32. | 173 - 31.
Matrix	231 - 36. | 2311 - 36.
MCH	211 - 34. | 613S - 34.
MCHC	211 - 34. | 613S - 34.
MCV	211 - 34. | 613S - 34.
MCV / Mutated Citrullinated Vimentin	273 - 46.
MDMA / Extasy (qualitative and quantitative)	178 - 31.
Mean reticulocyte hemoglobin content (calculated)	216 - 35.
Mentzer-index	211 - 34. | 613S - 34.
Methadone (qualitative and quantitative)	178 - 31.
Methamphetamine (qualitative and quantitative)	178 - 31.
Methotrexate	195 - 28.
Methylmalonic acid	199 - 28.
Methylphenidate (qualitative and quantitative)	178 - 31.
Microalbumin (qualitative)	171 - 31. | 173 - 31.
Microorganisms in the sediment	172 - 31.
Microscopic sediment examination	171 - 31. | 172 - 31.
Mid cells (Eo, Baso, Mono) in % and absolute value	613S - 34.
Mitochondrial antibodies (AMA, AMA-M2)	253 - 45.
Monocytes	613S - 34.
Morphine (qualitative and quantitative)	178 - 31.
Morphology of erythrocytes	212 - 34. | 212V - 34.
Morphology of leucocytes	212 - 34. | 212V - 34.
Morphology of platelets	212 - 34. | 212V - 34.
MPO	257 - 45.
MPV	211 - 34. | 613S - 34.
MTHFR C677T [rs1801133]	749 - 37.
MTHFR A1298C [rs1801131]	749 - 37.
Multiresistant pathogen detection	414 - 39.
Mutated Citrullinated Vimentin / MCV	273 - 46.
Mycology – identification of test strains	412 - 39. | 4121 - 39.
Myoglobin	199 - 28. | 760 - 27. | 762 - 33.
Neonatal bilirubin	110 - 26.
Neutrophil granulocytes	613S - 34.

Analytes	Scheme no. - Page
Nitrite (qualitative)	171 - 31.
Non-epithelial cells in the sediment	172 - 31.
Nontreponemal antigene antibodies	311 - 41.
NSE	292 - 29.
NT-pro BNP	199 - 28. | 760 - 27. | 762 - 33.
Onco-neural antibodies: Hu, Ri, Yo	265 - 45.
Opiates, total (qualitative and quantitative)	178 - 31.
Osmolality	1001 - 24. | 1001A - 25. | 100 - 25. | 173 - 31.
Osteocalcin	293 - 29.
O-Streptolysin / ASO (quantitative)	1001 - 24. | 241 - 28. | 321 - 30.
O-Streptolysin / ASO (qualitative)	241 - 28. | 321 - 30.
Other WBC	613S - 34.
Oxycodone (qualitative and quantitative)	178 - 31.
P1NP / Procollagen 1-N-terminal propeptide	302 - 29.
p24 antigen	3456 - 40. | 3149 - 42.
PAI-I 4G5G [rs1799762]	749 - 37.
pANCA (IIFT)	257 - 45.
Pancreatic amylase	1001 - 24. | 1001A - 25. | 100 - 25.
Pancreatic elastase	130 - 26.
PAPP-A	298 - 29.
Paracetamol	195 - 28.
Parathyroid Hormone (PTH)	199 - 28. | 293 - 29. | 202 - 28.
Paul Bunnel (Heterophile antibidies)	352 - 41.
pCO2	161 - 32.
Phencyclidine (qualitative and quantitative)	178 - 31.
Phenobarbital	195 - 28.
Phentanyl (qualitative and quantitative)	178 - 31.
Phenytoin	195 - 28.
Phosphate (inorganic)	1001 - 24. | 1001A - 25. | 100 - 25. | 173 - 31.
Phospholipids	151 - 26.
pH (qualitative)	171 - 31. | 161 - 32.
Plantain (w09)	720 - 26.
Platelet count	211 - 34. | 613S - 34.
Platelet morphology	211 - 34. | 212V - 34.
pO2	161 - 32.
Potassium	1001 - 24. | 1001A - 25. | 100 - 25. | 161 - 32. | 173 - 31.
Pr-3 (proteinase3)	257 - 45.
Prealbumin	241 - 28.
Pregabaline (qualitative and quantitative)	178 - 31.
Primidone	195 - 28.
Procalcitonin	293 - 29. | 320 - 30. | 765 - 30.
Procollagen 1-N-terminal propeptide / P1NP	302 - 29.
Progesterone	199 - 28.
Prolactin	199 - 28. | 202 - 28.
Protein C	225 - 36.

Analytes	Scheme no. - Page
Protein fractions	100 - 25.
Protein S	225 - 36.
Protein, total (qualitative)	1001 - 24. | 1001A - 25. | 100 - 25. | 141 - 26. | 171 - 31. | 173 - 31.
Prothrombin time / PT	221 - 35. | 221+222 - 35. | 2126 - 36.
PSA (total, free, complex) (quantitative)	199 - 28. | 292 - 29.
PSA (qualitative)	199 - 28.
PTH	199 - 28. | 293 - 29. | 202 - 28.
PT / Prothrombin time	221 - 35. | 221+222 - 35. | 2126 - 36.
Pumpkin (f225)	720 - 26.
RBC / Erythrocyte in the sediment	171 - 31.
RBC / Erythrocyte morphology	212 - 34. | 212V - 34.
RBC / Erythrocyte (qualitative)	171 - 31. | 211 - 34. | 613S - 34.
RBC / Erythrocyte sedimentation	240 - 36. | 2401 - 37. | 2401M - 37.
Renin / Renin-activity	202 - 28.
Respiratory bacterial pathogens detection	419 - 39.
Reticulocyte count (% and absolute value)	215 - 35. | 216 - 35.
RDW-CV	211 - 34. | 613S - 34.
RDW-SD	211 - 34. | 613S - 34.
RF / Rheumatoid factor (quantitative)	1001 - 24. | 241 - 28. | 323 - 30. | 273 - 46.
RF / Rheumatoid factor (qualitative)	241 - 28. | 323 - 30. | 273 - 46.
Rheumatoid factor / RF (quantitative)	1001 - 24. | 241 - 28. | 323 - 30. | 273 - 46.
Rheumatoid factor / RF (qualitative)	241 - 28. | 323 - 30. | 273 - 46.
Rheumatoid factors / RF (IgA, IgG, IgM)	273 - 46.
Rh-factor D	231 - 36. | 2311 - 36.
Rh-phenotyping	231 - 36. | 2311 - 36.
Ri antibody	265 - 45.
ROMA	292 - 29.
RPR	311 - 41. | 3100 - 42. | 31001 - 42.
Rubella virus (IgG, IgM)	3100 - 42. | 31001 - 42. | 3149 - 42.
S100	292 - 29.
Salicylate	195 - 28.
Salmon (f41)	720 - 26.
SARS-CoV-2 virus	3400 - 41. | 3402 - 41.
Scampi (f24)	720 - 26.
SCC	292 - 29.
Scl-70 topoisomerase I	251 - 45.
SHBG	199 - 28.
SIL-2R / soluble IL-2 Receptor	765 - 30.
Sm	251 - 45.
SMA / Smooth muscles antibodies	253 - 45.
Smooth muscles antibodies / SMA	253 - 45.
Sm-RNP	251 - 45.
Sodium	1001 - 24. | 1001A - 25. | 100 - 25. | 161 - 32. | 173 - 31.
Soluble IL-2 Receptor / sIL-2R	765 - 30.
Soluble transferrin receptor / sTfR	241 - 28.

Analytes	Scheme no. - Page
Specific gravity (qualitative)	171 - 31.
SS-A (Ro52)	251 - 45.
SS-A (Ro60)	251 - 45.
SS-A (total)	251 - 45.
SS-B	251 - 45.
STfR / Soluble transferrin receptor	241 - 28.
Streptococcus A, antigen detection	321P - 32.
Streptodornase (qualitative, quantitative)	321 - 30.
Streptokinase (qualitative, quantitative)	321 - 30.
Syphilis Rapid Plasma Reagin (RPR) + titer	3100 - 42. | 31001 - 42.
Syphilis / Treponema pallidum antibody against (IgG, IgM)	311 - 41. | 3100 - 42. | 31001 - 42. | 3149 - 42.
Syphilis / Treponema pallidum antibody against (RPR, titer)	311 - 41. | 3100 - 42. | 31001 - 42. | 3149 - 42.
T3 (free, total)	199 - 28. | 294 - 29.
T4 (free, total)	199 - 28. | 294 - 29.
tCO2	161 - 32.
Testosterone (free)	203 - 28.
Testosterone (total)	199 - 28.
Theophylline	195 - 28.
Thrombin time (TT)	222 - 35. | 221+222 - 35. | 2126 - 36.
Thyreoglobulin	199 - 28. | 292 - 29.
TIBC (total iron-binding capacity)	1001 - 24. | 1001A - 25. | 100 - 25.
Timothy grass (g06)	720 - 26.
Tobramycin	195 - 28.
Total IgE	720 - 26.
Total iron-binding capacity (TIBC)	1001 - 24. | 1001A - 25. | 100 - 25.
Total opiates (qualitative and quantitative)	178 - 31.
Total protein	1001 - 24. | 1001A - 25. | 100 - 25. | 141 - 26. | 173 - 31.
Total PSA	199 - 28. | 292 - 29.
Total T3	199 - 28. | 294 - 29.
Total T4	199 - 28. | 294 - 29.
Toxoplasma gondii antibody against (IgA, polyvalent, avidity)	452 - 42.
Toxoplasma gondii antibody against (IgG, IgM)	3100 - 42. | 31001 - 42. | 3149 - 42. | 452 - 42.
TNF-alpha / Tumornecrosefactor-alpha	765 - 30.
TPA	292 - 29.
TPCR (urine total protein-to-creatinine ratio)	173 - 31.
TPS	292 - 29.
TRAK/THYBIA (antibody against TSH receptor) (quantitative and qualitative)	295 - 29.
Tramadol (qualitative and quantitative)	178 - 31.
Transferrin	1001 - 24. | 1001A - 25. | 100 - 25. | 241 - 28.
Transferrin saturation	1001 - 24. | 1001A - 25. | 100 - 25.
Transglutaminase IgA antibodies	271 - 45.
Transglutaminase IgG antibodies	271 - 45.
Treponema pallidum / Syphilis antibody against (IgG, IgM)	311 - 41. | 3100 - 42. | 31001 - 42. | 3149 - 42.
Treponema pallidum / Syphilis antibody against (RPR, titer)	311 - 41. | 3100 - 42. | 31001 - 42.
Tricyclic antidepr. (qualitative and quantitative)	178 - 31.
Triglycerides	1001 - 24. | 1001A - 25. | 100 - 25. | 151 - 26.

Analytes	Scheme no. - Page
Troponin-I (qualitative)	762 - 33.
Troponin-I (quantitative)	199 - 28. | 760 - 27. | 762 - 33.
Troponin-T (qualitative)	762 - 33.
Troponin-T (quantitative)	199 - 28. | 760 - 27. | 762 - 33.
TSH (quantitative)	199 - 28. | 294 - 29.
TSH (qualitative)	199 - 28.
TSI/TSAB (quantitative)	295 - 29.
TT rate	222 - 35. | 221+222 - 35. | 2126 - 36.
TT / Thrombin time	222 - 35. | 221+222 - 35. | 2126 - 36.
Tumornecrosefactor-alpha / TNF-alpha	765 - 30.
UIBC (unsaturated iron-binding capacity)	1001 - 24. | 1001A - 25. | 100 - 25.
Urea	1001 - 24. | 1001A - 25. | 100 - 25. | 173 - 31.
Uric acid	1001 - 24. | 1001A - 25. | 100 - 25. | 173 - 31.
Urine albumin-to-creatinine ratio (ACR)	173 - 31.
Urine total protein-to-creatinine ratio (TPCR)	173 - 31.
Urobilinogen (qualitative)	171 - 31.
Valproic acid	195 - 28.
Vancomycine	195 - 28.
VDRL	311 - 41.
Vitamin B12 (cobalamine)	199 - 28. | 202 - 28.
Vitamin D (25-OH)	199 - 28. | 293 - 29.
Vitamin D3 (1,25-(OH)2)	293 - 29.
Wasp venom (i03)	720 - 26.
WBC / Leucocyte	171 - 31. | 211 - 34. | 613S - 34.
WBC / Leucocyte differentiation	211 - 34. | 212V - 34.
WBC / Leucocyte in the sediment	171 - 31.
WBC / Leucocyte morphology	212 - 34. | 212V - 34.
WBC, other	613S - 34.
WHO classification (code)	212 - 34. | 212V - 34.
Yo antibody	265 - 45.
Zinc	1001 - 24.

Orders, further orders, order changes
megrendeles@qualicont.com

Shipment, Damaged/missing package/sample
korvizsgalat_szervezes@qualicont.com

Questions related to schemes and surveys
coordinator@qualicont.com

Questions and requests related to evaluations
ertekeles@qualicont.com

Objection, complaint
kifogastetel@qualicont.com

QualiCont

Proficiency Testing Provider Organisation

ACCREDITED

by NAH (National Accreditation Authority)

by under the NAH-8-0002/2023

registration number.



NOBIS QUALITY SYSTEM

EXCLUSIVE DISTRIBUTOR IN ROMANIA

Nobis Labordiagnostica S.R.L.
Str. Eroilor nr. 21, et. 3, ap. 8
407280 Florești, Cluj, Romania
Tel.: +40 264 403 515
Mobile: +40 723 531 731
office@nobissystems.com
www.nobissystems.com

QualiCont In Vitro Diagnostic
Quality Control Nonprofit Kft.

6720 Szeged, Feketesas u. 19-21. I/7.
Tel: +3662/543-016; +3630/462-5864
E-mail: mail@qualicont.com
Web: www.qualicont.com

facebook: QualiContInVitro

LinkedIn